

# City of Dayton

*November 3, 2026 General Election*

Dayton City Council  
Candidate Application Packet



## 2026 City of Dayton Candidate Application Packet

### Table of Contents

City of Dayton Election Procedures	1
Election Calendar	5
City Charter	6
County, City, and District Candidate Manual	7-44
Dayton Municipal Code 1.02.00 Candidates	45-46
Dayton Municipal Code 7.4.1 Sign Regulations	47-64
Yamhill County Section 1006 Signs Ordinance	65-70
SEL 101	71-72
Joint County Voter's Pamphlet Candidate Statement Instructions	73-80

**General Election  
November 3, 2026**

Candidate Application Packet  
Dayton City Council

Applications are being accepted for Mayor and three City Council positions. These positions will be voted on November 3, 2026, in the General Election.

**FILING DEADLINE IS 4:00 P.M., TUESDAY, AUGUST 18, 2026, for Incumbents and THURSDAY, AUGUST 20, 2026, for non-Incumbents.**

The City of Dayton City Recorder is the Elections Filing Officer for Dayton elections.

**OPEN CITY OF DAYTON POSITIONS**

Mayor currently held by:  
Annette Frank

City Councilors currently held by:  
Scott Hover  
Chris Teichroew  
Colt Wilkins

All positions are nonpartisan.

**TERM AND CONDITIONS**

All terms will last for four years, beginning in January 2027.

Dayton City Council positions are non-paid, voluntary positions.

**QUALIFICATIONS AND RESIDENCY REQUIREMENTS**

All candidates must be at least 18 years of age and a registered voter in Yamhill County.

The Dayton City Charter also requires that candidates must have primary residence in the City for at least one year prior to the election date.

## HOW TO FILE

### **FILING OF CANDIDACY BY DECLARATION**

#### **Step 1: File SEL 101 Form with \$10 filing fee**

Complete form SEL 101 (see page 71) and under Filing Method check the box “Fee”. When the form is completed, submit it to the Elections Official/ City Recorder with the \$10 city filing fee.

<https://sos.oregon.gov/elections/Documents/SEL101.pdf>

(If you file with a fee skip to step 4 after submitting SEL 101 and paying your fee)

OR IF...

### **FILING OF CANDIDACY BY NOMINATING PETITION**

#### **Step 1: File Prospective Petition**

Complete the two forms listed below and submit them to the Elections Official/City Recorder for approval **PRIOR TO GATHERING ANY SIGNATURES** and well in advance of the August 20<sup>th</sup> filing deadline. On form SEL 101 under Filing Method the candidate must check the box “Prospective Petition, in lieu of filing fee”. *No filing fee is required for filing by petition.*

*SEL 101 Candidate Filing – Major Political Party or Nonpartisan*

*SEL 121 Candidate Signature Sheet – Nonpartisan*

<https://sos.oregon.gov/elections/Pages/electionforms.aspx>

#### **Step 2: Collect Signatures**

**Do not collect** signatures until you have turned in forms SEL 101 and 121 to the City Elections Official/City Recorder for approval.

Once the required forms have been submitted, the City Elections Official will notify the candidate in writing that the petition may be circulated. The candidate must obtain at least 10 valid signatures and is encouraged to collect additional signatures in case some are disqualified.

Oregon law requires that each petition sheet be properly certified by its circulator, who must personally witness each signature.

#### **Step 3: File a Complete Petition**

To complete the filing process a candidate will:

- Ensure each signature sheet certification is signed and dated by the circulator.

- Number each signature-sheet sequentially in the space provided.
- Submit the signature sheets to the Elections Official/City Recorder. The City Recorder will forward them to the Yamhill County Clerk’s Office, Elections Division, for verification. Candidates **must allow sufficient time** for verification to be completed before the filing deadline (**Tuesday, August 18, 2026, or Thursday, August 20, 2026**).
- After the signatures have been certified by the County Clerk’s office, the candidate must complete form SEL 338 – Petition Submission. The candidate will then submit to the City Elections Official/City Recorder the certified signatures and form SEL 338. <https://sos.oregon.gov/elections/Pages/electionforms.aspx>
- All completed nominating petitions must be filed with the City Elections Official/City Recorder **NO LATER THAN 4:00 ON August 18, 2026, or August 20, 2026**.

**Step 4: Acceptance of Nomination**

Once the candidate has turned in their SEL 101 with fee, or complete set of SEL 101 and SEL 121, and City Recorder has verified with County Clerk’s Office that the voter requirements are met, the candidate will sign an acceptance of nomination for elective office.

**CAMPAIGN FINANCE REPORTING REQUIREMENTS**

Campaign finance forms are filed electronically with the Secretary of State’s Elections Division. You are not required to file disclosure reports if you: serve as your own treasurer **and** do not have an existing candidate committee **and** do not expect to spend or receive more than \$1,500 during the entire calendar year (including personal funds).

To review the Oregon “Campaign Finance Manual”:  
<https://sos.oregon.gov/elections/Documents/campaign-finance.pdf>

For more information on campaign finance visit:  
<https://sos.oregon.gov/elections/Pages/manuals-tutorials.aspx>

**STATEMENT OF ECONOMIC INTEREST (SEI) AND STATE REPORTING REQUIREMENTS**

All individuals holding office in the City of Dayton are required to file a Statement of Economic Interest with the Oregon Government Ethics Commission. Annual statements must be submitted by April 15 of each year during the official’s term. The filing requires disclosure of

sources of income, property, business interests, and gifts related to the office. Failure to file, or submitting incomplete information, may result in civil penalties.

For more information on SEI filing visit: <https://www.oregon.gov/ogec/public-records/Pages/SEIS.aspx>

### VOTERS' PAMPHLET

City Council candidates can file a statement to be included in the Yamhill County Voter's Pamphlet. Please review the voter's pamphlet candidate filing instructions (page 73). There is a \$50 filing fee for the candidate's statement to be included in Yamhill County Voter's Pamphlet.

Review instructions on pages 73-80.

### SIGN REGULATIONS

Political signs are governed by the State of Oregon Administrative Rule 734-060-0175. The permission of the property owner is required before placing any signs. The City of Dayton does not give permission to place signs on the right-of-way, parks or on any public property. Political signs are allowed starting 60 days before a public election, or when the election is called, whichever comes first, and must be removed within 5 days after the election. See page 47 for more information.

### ELECTION OFFICES

**City of Dayton** **503.864.2221**  
Rocio Vargas, City Recorder  
416 Ferry St - PO Box 339  
Dayton, OR 97114  
[rvargas@daytonoregon.gov](mailto:rvargas@daytonoregon.gov)

**Yamhill County Clerk** **503.434.7518**  
Elections Division  
414 NE Evans St  
McMinnville, OR 97128  
<https://www.yamhillcounty.gov/973/Current-Upcoming-Elections>

**Secretary of State's Election Division** **503.986.1518**  
141 State Capitol  
Salem, OR 97310-0722

<b>CITY OF DAYTON 2026 SCHEDULE FOR CANDIDATES</b>
--

**CANDIDATE FILING PERIOD                      JUNE 3, 2026 - AUGUST 20, 2026**

Filing instructions and packets will be available beginning on June 3, 2026, and will be accepted until 4:00 p.m., August 18, 2026, for incumbents and August 20, 2026, for non-incumbents.

**All petitions and filing forms must be approved in writing by the City Elections Official prior to petitions being circulated.**

<b>JUNE 3, 2026</b>	<b>FIRST DATE TO FILE AS A CANDIDATE</b>
<b>AUGUST 18, 2026</b>	<b>LAST DATE TO FILE AS INCUMBENT CANDIDATE</b>
<b>AUGUST 20, 2026</b>	<b>LAST DATE TO FILE AS A CANDIDATE</b>
<b>AUGUST 25, 2026</b>	<b>DEADLINE TO SUBMIT STATEMENT TO COUNTY FOR VOTER’S PAMPHLET</b>
<b>AUGUST 28, 2026</b>	<b>DEADLINE TO WITHDRAW CANDIDACY</b>
<b>OCTOBER 13, 2026</b>	<b>LAST DATE TO REGISTER TO VOTE</b>
<b>NOVEMBER 3, 2026</b>	<b>ELECTION DAY</b>
<b>JANUARY 4, 2027</b>	<b>SWEAR IN NEW COUNCIL MEMBERS</b>

## Dayton City Charter - Chapter VII-ELECTIONS

Section 24. Councilors. At each general election after the adoption, three councilors will be elected for four-year terms. The terms of councilors in office are the terms for which they were elected.

Section 25. Mayor. At every other general election after the adoption, a mayor will be elected for a four-year term. The mayor in office when this charter is adopted has a two-year term.

Section 26. State Law. City elections must conform to state law except as this charter or ordinances provide otherwise. All elections for city offices must be nonpartisan.

Section 27. Qualifications.

(a) The mayor and each councilor must be a qualified elector under state law, and have primary residence within the city for at least one year immediately before election or appointment to office.

(b) No person may be a candidate at a single election for more than one city office.

(c) Neither the mayor, nor a councilor may be employed by the city.

(d) The council is the final judge of the election and qualifications of its members.

Section 28. Nominations. The council must adopt an ordinance prescribing the manner for a person to be nominated to run for mayor or a city councilor position.

Section 29. Terms. The term of an officer elected at a general election begins at the first council meeting of the year immediately after the election, and continues until the successor qualifies and assumes the office.

<Section 30. *Reserved as omission due to scrivener's error.*>.

Section 31. Oath. The mayor and each councilor must swear or affirm to faithfully perform the duties of the office and support the constitutions and laws of the United States and Oregon.

Section 32. Vacancies. The mayor or a council office becomes vacant:

(a) Upon the incumbent's:

- (1) Death,
- (2) Adjudicated incompetence, or
- (3) Recall from the office.

(b) Upon declaration by the council after the incumbent's:


- (1) Failure to qualify for the office within 10 days of the time the term of office is to begin,
- (2) Absence from the city for 30 days without council consent, or from all council meetings within a 60-day period,
- (3) Ceasing to maintain primary residence in the city,
- (4) Ceasing to be a qualified elector under state law,
- (5) Conviction of a public offense punishable by loss of liberty,
- (6) Resignation from the office, or
- (7) Removal under Section 34(h).

Section 33. Filling Vacancies. A mayor or councilor vacancy will be filled by appointment by a majority of the remaining council members. The appointee's term of office runs from appointment until expiration of the term of office of the last person elected to that office. If a disability prevents a council member from attending council meetings or a member is absence from the city, a majority of the council may appoint a council pro tem.

# County, City, and District Candidate Manual

*Published by*

Elections Division  
255 Capitol St NE, Suite 126  
Salem, OR 97310-0722

 503 986 1518  
**fax** 503 373 7414  
**tty** 1 800 735 2900  
[www.oregonvotes.gov](http://www.oregonvotes.gov)

*Adopted by*

Oregon Administrative Rule No. 165-010-0005



## Secretary of State

Elections Division Rev. 11/2025

# Contents

<b>Using This Manual</b>	<b>3</b>	<b>City Candidates</b>	<b>23</b>
2026 Local Elections Calendar	5	Filing Requirements	23
2027 Local Elections Calendar	6	Filing Methods	23
<b>Getting Started</b>	<b>7</b>	<b>District Candidates</b>	<b>25</b>
Types of Public Office	7	Qualifications	25
Deadlines to File for Public Office	7	Filing Requirements	25
Filing Methods for Public Office	8	Filing Methods	26
Multiple Nominations to Public Offices	8		
Running for Multiple Offices	9	<b>Write-In Candidates</b>	<b>27</b>
Campaign Finance Reporting	9	Notification	27
Qualifications for Public Office	9	Acceptance of Nomination or Office	27
<b>Precinct Committeeperson Candidates</b>	<b>10</b>	<b>Vacancy</b>	<b>28</b>
Qualifications	10		
Filing Requirements	10	<b>Petition Guidelines and Requirements</b>	<b>28</b>
Filing Method	11		
<b>County Candidates</b>	<b>11</b>	<b>Guidelines for Completing Candidate Filing Forms</b>	<b>32</b>
General Information	11		
<b>Partisan Office – County</b>	<b>12</b>	<b>Additional Information Required</b>	<b>35</b>
Qualifications	12	SEL 220 Statement of Organization for a Candidate Committee	37
Filing Requirements	12	PC 7 Certificate of Limited Contributions and Expenditures	37
<b>Major Party Candidates – County</b>	<b>13</b>		
<b>Nonaffiliated Candidates – County</b>	<b>14</b>	<b>List of Forms</b>	<b>38</b>
<b>Nonpartisan Office – County</b>	<b>20</b>		
Qualifications	20		
Filing Requirements	21		
Filing Methods	22		

# Using This Manual

## Icons

The following icons are used in this manual to emphasize information:



**alert icon**  
indicates alert; warning; attention needed



**info icon**  
indicates additional information



**deadline icon**  
indicates a deadline



**petition sheet icon**  
indicates a reference to a signature sheet



**form icon**  
indicates a reference to a form



**search icon**  
indicates information located elsewhere


## Help

For help, please contact:

Elections Division  
255 Capitol St NE Suite 126  
Salem OR 97310

 **503 986 1518**  
**fax 503 373 7414**

 [elections.sos@sos.oregon.gov](mailto:elections.sos@sos.oregon.gov)  
 [www.oregonvotes.gov](http://www.oregonvotes.gov)

 **1 866 673 8683**  
se habla español

**tty 1 800 735 2900**  
for the hearing impaired

## Other Assistance

For city candidate assistance contact your city administrator or city recorder (auditor). For county and district candidate assistance, contact your county:

### Baker County

1995 Third St, Ste 150  
Baker City, OR 97814-3365  
541-523-8207/TTY 800-735-2900  
[skirby@bakercountyor.gov](mailto:skirby@bakercountyor.gov)

### Benton County

4500 SW Research Way, 2nd Floor  
Corvallis, OR 97333  
541-766-6756/TTY 541-766-6080  
[elections@bentoncountyor.gov](mailto:elections@bentoncountyor.gov)

### Clackamas County

1710 Red Soils Ct, Ste 100  
Oregon City, OR 97045-4300  
503-655-8510/TTY 503-655-1685  
[elections@clackamas.us](mailto:elections@clackamas.us)

### Clatsop County

820 Exchange St, Ste 220  
Astoria, OR 97103-4609  
503-325-8511/TTY 800-735-2900  
[clerk@clatsopcounty.gov](mailto:clerk@clatsopcounty.gov)

### Columbia County

Courthouse 230 Strand St.  
St Helens, OR 97051-2040  
503-397-3796/TTY 503-397-7246  
[elections@columbiacountyor.gov](mailto:elections@columbiacountyor.gov)

### Coos County

Courthouse 250 N Baxter St.  
Coquille, OR 97423-1875  
541-396-7610/TTY 800-735-2900  
[coosclerk@co.coos.or.us](mailto:coosclerk@co.coos.or.us)

### Crook County

Courthouse 300 NE Third St, Rm 23  
Prineville, OR 97754-1919  
541-447-6553/TTY 800-735-2900  
[elections@crookcountyor.gov](mailto:elections@crookcountyor.gov)

### Curry County

94235 Moore St, Ste 212  
Gold Beach, OR 97444-97055  
541-247-3297 or 877-739-4218  
[clerk@co.curry.or.us](mailto:clerk@co.curry.or.us)

### Deschutes County

PO Box 6005  
Bend, OR 97708-6005  
541-388-6547/TTY 1-800-735-2900  
[elections@deschutescounty.gov](mailto:elections@deschutescounty.gov)

### Douglas County

PO Box 10  
Roseburg, OR 97470-0004  
541-440-4252/TTY 1-800-735-2900  
[elections@douglascountyor.gov](mailto:elections@douglascountyor.gov)

### Gilliam County

PO Box 427  
Condon, OR 97823-0427  
541-351-9491/TTY 800-735-2900  
[ellen.wagenaar@gilliamcountyor.gov](mailto:ellen.wagenaar@gilliamcountyor.gov)

**Grant County**

201 S Humbolt, Ste 290  
Canyon City, OR 97820-6186  
541-575-1675/TTY 800-735-2900  
[catesl@grantcounty-or.gov](mailto:catesl@grantcounty-or.gov)

**Harney County**

450 N Buena Vista Ave, Ste 14  
Burns, OR 97720-1565  
541-573-6641/TTY 800-735-2900  
[elections@harneycountyor.gov](mailto:elections@harneycountyor.gov)

**Hood River County**

601 State St  
Hood River, OR 97031-1871  
541-386-1442/TTY 800-735-2900  
[elections@hoodrivercounty.gov](mailto:elections@hoodrivercounty.gov)

**Jackson County**

1101 W Main St, Ste 201  
Medford, OR 97501-2369  
541-774-6148/TTY 800-735-2900  
[elections@jacksoncountyor.gov](mailto:elections@jacksoncountyor.gov)

**Jefferson County**

Courthouse 66 SE D St, Ste C  
Madras, OR 97741-1739  
541-475-4451/TTY 800-735-2900  
[elections@jeffersoncountyor.gov](mailto:elections@jeffersoncountyor.gov)

**Josephine County**

PO Box 69  
Grants Pass, OR 97528-0203  
541-474-5243/TTY 1-800-735-2900  
[clerk@josephinecounty.gov](mailto:clerk@josephinecounty.gov)

**Klamath County**

305 Main St  
Klamath Falls, OR 97601-6332  
541-883-5134/TTY 800-735-2900  
[elections@klamathcounty.org](mailto:elections@klamathcounty.org)

**Lake County**

513 Center St.  
Lakeview, OR 97630-1539  
541-947-6006/ TTY 800-735-2900  
[elections@co.lake.or.us](mailto:elections@co.lake.or.us)

**Lane County**

275 W 10th Ave.  
Eugene, OR 97401-3008  
541-682-4234/TTY 800-735-2900  
[elections@lanecountyor.gov](mailto:elections@lanecountyor.gov)

**Lincoln County**

225 W Olive St, Rm 201  
Newport, OR 97365-3811  
541-265-4131/TTY 800-735-2900  
[countyclerk@co.lincoln.or.us](mailto:countyclerk@co.lincoln.or.us)

**Linn County**

PO Box 100  
Albany, OR 97321-0031  
541-967-3831/TTY 800-735-2900  
[elections@co.linn.or.us](mailto:elections@co.linn.or.us)

**Malheur County**

251 B St. W, Ste 4  
Vale, OR 97918-1375  
541-473-5151/TTY 800-735-2900  
[elections@malheurco.org](mailto:elections@malheurco.org)

**Marion County**

PO Box 14500  
Salem, OR 97309-5036  
503-588-5041 or 800-655-5388  
TTY 503-588-5610  
[elections@co.marion.or.us](mailto:elections@co.marion.or.us)

**Morrow County**

PO Box 338  
Heppner, OR 97836-0338  
541-676-5604/TTY 800-735-2900  
[elections@morrowcountyor.gov](mailto:elections@morrowcountyor.gov)

**Multnomah County**

1040 SE Morrison St  
Portland, OR 97214-2417  
503-988-8683/ TTY 800-735-2900  
[elections@multco.us](mailto:elections@multco.us)

**Polk County**

850 Main St, Rm 201  
Dallas, OR 97338-3179  
503-623-9217/TTY 800-735-2900  
[clerk.elections@polkcountyor.gov](mailto:clerk.elections@polkcountyor.gov)

**Sherman County**

PO Box 243  
Moro, OR 97039-0365  
541-565-3606/TTY 800-735-2900  
[countyclerk@shermancounty.net](mailto:countyclerk@shermancounty.net)

**Tillamook County**

201 Laurel Ave.  
Tillamook, OR 97141-2311  
503-842-3402/TTY 800-735-2900  
[clerk@tillamookcounty.gov](mailto:clerk@tillamookcounty.gov)

**Umatilla County**

216 SE 4th St, Ste 18  
Pendleton, OR 97801-2699  
541-278-6254/TTY 800-735-2900  
[elections@umatillacounty.gov](mailto:elections@umatillacounty.gov)

**Union County**

1001 Fourth St, Ste D  
La Grande, OR 97850-2100  
541-963-1006/TTY 800-735-2900  
[clerk@union-county.org](mailto:clerk@union-county.org)

**Wallowa County**

101 S River St, Ste 100  
Enterprise, OR 97828-1363  
541-426-4543, option 3/TTY 800-735-2900  
[slathrop@wallowacounty.gov](mailto:slathrop@wallowacounty.gov)

**Wasco County**

401 E 3<sup>rd</sup> Street, STE 100  
The Dalles, OR 97058-2562  
541-506-2530/TTY 800-735-2900  
[countyclerk@co.wasco.or.us](mailto:countyclerk@co.wasco.or.us)

**Washington County**

2925 NE Aloclek Dr, Ste 170  
Hillsboro, OR 97124  
503-846-5800/TTY 800-735-2900  
[Elections@washingtoncountyor.gov](mailto:Elections@washingtoncountyor.gov)


**Wheeler County**

PO Box 327  
Fossil, OR 97830-0327  
541-763-2374/TTY 800-735-2900  
[bsnowpotter@co.wheeler.or.us](mailto:bsnowpotter@co.wheeler.or.us)

**Yamhill County**

414 NE Evans St  
McMinnville, OR 97128-4607  
503-434-7518/TTY 800-735-2900  
[elections@yamhillcounty.gov](mailto:elections@yamhillcounty.gov)

## 2026 Local Elections Calendar

 Last day for	March 10	Primary Election May 19	August 25	General Election November 3
<b>County Elections Official to Publish</b>				
→ notice of district board election ( <a href="#">ORS 255.075</a> )	November 22, 2025	January 22	May 9	July 9
<p><b>⚠ To ensure compliance with Section 17b of HB 4024 (2024), the notice should be filed by the 47th day before the filing deadline.</b></p> <p><b>⚠ Regular district elections are generally held in May of odd numbered years. Districts should contact the county elections official of the county in which the district's administrative office is located for election information.</b></p>				
<b>County, City or District Candidates to file with Local Elections Official (other than Elected Incumbents)</b>				
→ a declaration of candidacy and required filing fee	January 8	March 10	June 25	August 25
→ a verified nominating petition containing 100% of the required number of signatures				
<b>County, City or District Elected Incumbent Candidates to file with Local Elections Official</b>				
→ a declaration of candidacy and required filing fee	January 2	March 3	June 18	August 18
→ a verified nominating petition containing 100% of the required number of signatures				
<b>County, City or District Candidates to file Voters' Pamphlet with Local Elections Official</b>				
→ a statement for inclusion in county voters' pamphlet	January 9	March 12	June 26	August 25
<p><b>ⓘ District Candidates:</b> The enabling statutes, or principal act, of a district specifies how board members are elected. Most districts, as defined in <a href="#">ORS 255.012</a>, elect board members at the regular district election which is held in May of odd numbered years or at the Primary or General Election. As provided for in <a href="#">ORS 255.235(2)(a)</a>, the March and August deadlines included above are only applicable if the election is a district's first election to elect board member and are not included in the daily calendar.</p>				

## 2027 Local Elections Calendar



Last day for

March 9

May 18

August 24

November 2

### County Elections Official to Publish

→ notice of district board election (ORS 255.075)

November 21,  
2026

January 30

May 8

July 17

**!** To ensure compliance with Section 17b of HB 4024 (2024), the notice should be filed by the 47<sup>th</sup> day before the filing deadline.

**!** Regular district elections are generally held in May of odd numbered years. Districts should contact the county elections official of the county in which the district's administrative office is located for election information.

### Candidates to file for Office with County Elections Official

→ verified signatures or \$10 filing fee (ORS 255.235)

January 7\*

March 18\*

June 24\*

September 2\*

\*An incumbent seeking re-election to the same office must file their declaration of candidacy or nominating petition at least seven days before applicable filing deadline for non-incumbent candidates. Incumbent candidates that were appointed to the position they are seeking election to are subject to the same filing deadline as non-incumbent candidates.

### Candidates to file Voters' Pamphlet with County Elections

→ statement for inclusion in county voters' pamphlet

January 8

March 19

June 25

September 3

**i** **County and City Candidates:** Deadlines applicable to county and city office are not included on this calendar. Candidates for those offices, unless otherwise provided for by charter or ordinance, are elected at the primary or general election. If a county or city charter provides for candidates to be elected at an election other than the primary or general election but does not specify a deadline or adopts the statutory filing deadline, ORS 249.722 applies.

**i** **District Candidates:** The enabling statutes, or principal act, of a district specifies how board members are elected. Most districts, as defined in ORS 255.012, elect board members at the regular district election which is held in May of odd numbered years or at the Primary or General Election. The March, August and November deadlines included above, are only applicable if the election is a district's first election to elect board member (ORS 255.235(2)(a)). They are not included in the daily calendar.

# Getting Started

## Types of Public Office

---

There are two types of public office in Oregon, partisan and nonpartisan.

### Partisan Offices

A partisan office is an office for which a candidate may be nominated by a major or minor political party or as a nonaffiliated candidate.

Partisan offices include:

- County Commissioner (unless county home rule charter or ordinance specifies otherwise) and
- Precinct Committeeperson.

### Nonpartisan Offices

A nonpartisan office is an office for which a candidate does not run under the name of any political party. All candidates for nonpartisan office must run in the primary election.

Nonpartisan offices include:

County Commissioner (unless county home rule charter or ordinance specifies otherwise), County Clerk, Sheriff, County Assessor, County Auditor, County Treasurer, County Tax Collector, County Surveyor, Justice of the Peace, County Judge who exercises judicial functions, Mayor, City Councilor, Municipal Judge, Board Member, Director of a District, all Special District offices, any elected office of a metropolitan service district under [ORS chapter 268](#), and any office designated nonpartisan by a home rule charter or ordinance.

For local offices not listed, please contact the local elections official to determine whether the office is partisan or nonpartisan.

## Deadlines to File for Public Office

---

All candidacy filings must be delivered to and actually received at the office of the designated filing officer not later than 5:00:00 pm on the applicable filing deadline. Any applicable filing fees must also be received not later than 5:00:00 pm on the applicable filing deadline. When a person chooses to submit signatures in lieu of paying the filing fee, they may be subject to earlier deadlines to guarantee the filing officer will have sufficient time to verify the signatures before 5:00:00 pm on the applicable filing deadline.

Section 17b of House Bill 4024 (2024) changed the candidate filing deadline for incumbent public office holders. An incumbent seeking re-election to the same office must file their declaration of candidacy or nominating petition at least seven days before the applicable filing deadline for non-incumbent candidates. Incumbent candidates that were appointed to the position they are seeking election to are subject to the same filing deadline as non-incumbent candidates.

### Filing deadlines for:

- Precinct Committeeperson - can be found on page 10
- County Candidates Partisan Office - can be found on page 12
- County Candidates Nonpartisan Office - can be found on page 21
- City Candidates - can be found on page 23
- District Candidates - can be found on page 25

## Filing Methods for Public Office

Generally, candidates may file for public office by:

- submitting a completed candidate filing form and paying the required filing fee, if any;
- or

- submitting a nominating petition containing the required number of valid signatures.



A prospective petition may be filed at any time. However, candidates need to allow enough time for signature collection and signature verification to be completed by county elections officials prior to the filing deadline.



See the Filing Requirements on pages 10, 12, 21, 23 and 25 for filing fees and deadline to submit completed forms.

Candidate filing forms can be submitted by:

- mail, fax, or as a scanned attachment to an email.

## Multiple Nominations to Public Offices

In Oregon, **candidates running for partisan office** may be nominated by multiple political parties. Candidates nominated by more than one party or by other nominating processes may select up to three parties or designations to be printed with their name on the general election ballot.

A candidate may designate the order in which the parties or designations will be listed, with two exceptions:

- If a political party nominates one of its members for a partisan office, that party will be listed first, followed by no more than two additional parties.
- If individual electors or an assembly of electors nominate a nonaffiliated candidate, “nonaffiliated” will be listed first, followed by no more than two additional parties.

When selecting political parties or other designations the following rules apply:


	<b>Candidate is nominated by:</b>	<b>Information and default order listed on ballot:</b>
<b>Member of political party</b>	Party of which the candidate is a member	The ballot lists this party first, followed by two or fewer additional parties in alphabetical order. The candidate may specify a different order for the additional parties.
	Party of which the candidate is not a member	The ballot lists three or fewer parties in alphabetical order. The candidate may specify a different order. If more than three parties nominate the candidate, the candidate may choose which appear.
<b>Not affiliated with any political party</b>	Individual Electors or Assembly of Electors	The ballot lists “nonaffiliated” first, followed by two or fewer parties in alphabetical order. The candidate may specify a different order for parties. If more than two parties nominate the candidate, the candidate may choose which appear.
	Any political party	Three or fewer parties are listed in alphabetical order. If more than three parties nominate the candidate, the candidate may choose which appear.

## Running for Multiple Offices

---

Candidates can file for more than one position as long as the offices are:

- not on the same district board;
- not a city office on the same ballot;
- not for more than one precinct committeeperson's office; and
- not a lucrative office;

 An office is considered lucrative if a salary or other compensation beyond expenses is attached to it; it is created by statute or the constitution; its holder exercises part of the sovereign power of government; it is a matter of public concern; and the position is not temporary or intermittent.

## Campaign Finance Reporting

---

Oregon campaign finance law may require candidates to establish a campaign account, file a Statement of Organization designating a candidate committee and file contribution and expenditure transactions with the Elections Division.

For further details on campaign finance reporting requirements, review:

 The [Campaign Finance Manual](#), and the [ORESTAR User's Manuals](#) available at [www.oregonvotes.gov](http://www.oregonvotes.gov).

## Qualifications for Public Office

---

The qualifications for public offices differ depending on the office. Before filing, the candidate should review the constitutional and statutory requirements for the office sought.

 See the qualifications for most offices provided in each applicable section of this manual.

However, qualifications for city or district office are governed by city charter or ordinance or district by-laws and are not provided. Contact the local elections official for more information.

# Precinct Committeeperson Candidates

ORS 248.015-248.029, 249.031, and 249.037

## Qualifications for Precinct Committeeperson

All Candidates must be US Citizens and Registered Voters

Office	Age	Residency	Term of Office	Vacancies
Precinct Committeeperson	18	A candidate may be elected to represent the precinct in which they reside, an adjoining precinct in the same county or a precinct that is in the same county and the same state representative district as the precinct the candidate resides in. ORS 248.015	A precinct committee-person holds office from the 35 <sup>th</sup> day after the primary to the 35 <sup>th</sup> day after the next primary.	Vacancies are filled according to ORS 248.026.
<b>Special Requirements</b>				
To be placed on the ballot, a candidate must be a member of the major political party by September 11, 2025.				
A write-in candidate must be a member of the major political party for 180 days prior to the Primary election.				
An otherwise qualified person who becomes a U.S. citizen during the filing period, and who is registered as a member of the major political party on or before the deadline for filing a declaration of candidacy or a write-in declaration; is eligible to file to be listed on the ballot and to be elected to the office, including by write-in votes.				
Any votes received for a write-in candidate will only be counted if an <a href="#">SEL 105D Write-In Candidate Declaration</a> or <a href="#">SEL 105N Write-In Candidate Nomination</a> is filed no later than May 19, 2026, 8 pm.				
Any candidate must receive at least 3 votes to be elected to the office.				


## Filing Requirements for Precinct Committeeperson

All filings required to be filed must be delivered to and actually received at the office of the designated officer not later than 5:00:00 pm on the applicable filing deadline.

Office	Filing Fee	First day to file	Last day to file	Last day to Withdraw
Precinct Committeeperson	None	September 11, 2025	March 10, 2026	March 13, 2026
Write-In Declaration	None	September 11, 2025	May 19, 2026, 8 pm	Not applicable
Write-In Nomination	None	September 11, 2025	May 19, 2026, 8 pm	Not applicable

## Filing Method for Precinct Committeeperson Candidate


A precinct committeeperson candidate must choose one of two methods of election and file the required form with the **county elections** official. They may also be nominated by another person, if the person resides in the same precinct, adjacent precinct, or house district as the candidate.

 See the instructions for completing the required portions of the [Candidate Filing form on page 33](#).

### Candidate Filing

A precinct committeeperson candidate who wants their name to appear on the ballot must file:


 Form SEL 105 Candidate Filing – Precinct Committeeperson

 A person may not hold office as a committeeperson in more than one precinct. A person may only file for one precinct committeeperson at the same election. Unless the person has withdrawn from the first filing, all filings are invalid. [ORS 249.013](#)

### Write-In Candidate Declaration

A precinct committeeperson candidate who wants to be elected by write-in votes must file:

 Form SEL 105D Write-In Declaration – Precinct Committeeperson

 Filing Form SEL 105D withdraws any precinct committeeperson candidate declaration previously filed for the same election. County elections officials will only count the write-in votes received by candidates who file Form 105D no later than 8 pm, May 19, 2026.

### Write-In Nomination

An elector who wants to nominate another elector as a write-in precinct committeeperson must file:


 Form SEL 105N Write-In Nomination – Precinct Committeeperson


## County Candidates

### General Information


*ORS 249.056*


Candidates may file with the county elections office by paying a fee or by petition to obtain signatures.

 See the instructions for completing the required portions of the [Candidate Filing form on page 33](#).

 A prospective petition may be filed at any time. However, candidates need to allow enough time for signature collection and signature verification to be conducted by county elections officials prior to the filing deadline.

County charter requirements for county offices may differ. For information regarding specific candidate filing requirements for county office, contact the county elections official.

 A person may only file for one lucrative office at the same election. Unless the person has withdrawn from the first filing, all filings are invalid. [ORS 249.013](#)


 Forms are available online at [www.oregonvotes.gov](http://www.oregonvotes.gov).

# Partisan Office – County

ORS 249.031






## Qualifications

All Candidates must be US Citizens and Registered Voters

Office	Age	Residency	Term of Office	Special Requirements	Vacancies
<b>County Commissioner</b>	18	Resident of county one year prior to election ORS 204.016	4 years ORS 204.010	This is a partisan office unless a county home rule charter or ordinance deems it nonpartisan.  Contact the local elections official for further information.	County governing body appoints qualified person until successor is elected ORS 236.215

## Filing Requirements

All filings and an accompanying payment of fees or verified signatures required to be filed, must be delivered to, and actually received at the office of the designated officer not later than 5:00:00 pm on the applicable filing deadline.

Office	Major Party Fee or Required Signatures	Minor Party	Individual Electors	Assembly of Electors
 <b>First Day to File</b>	September 11, 2025	June 3, 2026	June 3, 2026	June 3, 2026
 <b>Last Day for Candidates to File</b> <i>(other than Elected Incumbents)</i>	March 10, 2026	August 25, 2026	August 25, 2026	August 25, 2026
 <b>Last Day for Elected Incumbent Candidates to File</b>	March 3, 2026	August 18, 2026	August 18, 2026	August 18, 2026
 <b>Last Day to Withdraw</b>	March 13, 2026	August 28, 2026	August 28, 2026	August 28, 2026
<b>County Commissioner</b>  Contact the local elections official for applicable charter or ordinance provisions that may supersede this information.	\$50 <b>or</b> The lesser of either 500 signatures or 2% of the number of votes cast in the county for US President by members of the candidate’s party	Nominating convention held in accordance with party bylaws and state law	Number of signatures equal to 1% of the number of votes cast in the county for US President	250 signatures obtained at a nominating convention held in one place, at one time, during a 12-hour period

# Major Party Candidates – County

## Party Membership Required for Party Nomination

Major political party candidates must be registered to vote as a member of that political party 180 days before the deadline for filing a nominating petition or declaration of candidacy. Exceptions are allowed if the candidate's registration is inactive, or the candidate will turn 18 within the period of 180 days. [ORS 249.046](#)



**The deadline to register as a member of the major political party is September 11, 2025. \***

\*An incumbent seeking re-election to the same office must ensure they are registered with the major political party by September 4, 2025. Incumbent candidates that were appointed to the position they are seeking election to are subject to the same filing deadline as non-incumbent candidates.



A major political party candidate on the primary election ballot who is not nominated to the general election may not be the candidate of any other political party or become a nonaffiliated candidate for the same office at the general election. [ORS 249.048](#)

## Filing Methods for a Major Party Candidate Other than Precinct Committeeperson

[ORS 249.031](#)



A person may only file for one lucrative office at the same election. Unless the person has withdrawn from the first filing, all filings are invalid. [ORS 249.013](#)

### Filing by Fee

[ORS 249.056](#)

A candidate must file:



Form SEL 101 Candidate Filing – Major Political Party or Nonpartisan;

**and**

→ Pay the required filing fee, if any; See Filing Requirements on page 12.

### Filing by Petition

[ORS 249.008, 249.020, 249.031, 249.035, and 249.061-249.076](#)

The following information provides instructions on collecting and submitting sufficient valid signatures to place the candidate's name on the ballot.



Violations of certain circulator requirements may result in conviction of a felony with a fine of up to \$125,000 and/or prison for up to 5 years. [ORS 260.715](#)

### Prospective Petition

Prior to obtaining any signatures, candidates must file the following to begin the signature sheet approval process:



Form SEL 101 Candidate Filing-Major Political Party or Nonpartisan marked "Prospective Petition"

**and**



Form SEL 102 Candidate Signature Sheet – Major Party.



See Signature Sheet Requirements on page 28.

Forms are available online at [www.oregonvotes.gov](http://www.oregonvotes.gov).

## Approval to Circulate

After receiving the completed forms, the elections official reviews for required information and if complete will provide written approval to circulate the prospective nominating petition that includes:

- petition number;
- number of signatures required; and
- filing deadline.



All signature sheets must be approved in writing by the elections official before circulating. Failure to do so will result in the rejection of the signature sheets.

## Required Signatures

County partisan candidate must have the lesser of either:

- 500 signatures;
- or
- 2% of the number of votes cast in the electoral district for president by members of the candidate's party.

## Complete Filing

To complete the filing process a candidate must:

- 1 ensure each signature sheet certification is signed and dated by the circulator;
- 2 submit the signature sheets with Form [SEL 338 Petition Submission – Candidate, Voters' Pamphlet](#) to the county elections official for verification allowing sufficient time for the verification process to be completed prior to the filing deadline.

## Filing Methods for a Minor Party Candidate

Minor political parties may nominate candidates for any partisan office in a general or special election, including federal, state, and county offices, as long as the party has been established within the electoral district and meets ongoing requirements to maintain status as a minor political party.

A minor political party nominates candidates by convening a nominating convention that complies with party bylaws and state law. Candidates that are nominated by a recognized minor political party complete and file the following form with the appropriate elections official:



Form [SEL 110 Candidate Filing – Minor Political Party](#) with the Candidates Nomination Certificate executed by a party officer and notarized.

## Nonaffiliated Candidates – County

To qualify for nomination by Individual Electors, or to conduct an Assembly of Electors, the candidate must be registered to vote as a nonaffiliated voter at least 180 days before the deadline for filing the certificate of nomination.



**The deadline to register as a nonaffiliated voter is February 26, 2026. \***

\*An incumbent seeking re-election to the same office must ensure they are registered to vote as nonaffiliated voter by February 19, 2026. Incumbent candidates that were appointed to the position they are seeking election to are subject to the same filing deadline as non-incumbent candidates.

## Filing Methods for a Nonaffiliated Candidate

Candidates who are not a member of any political party may file for a partisan or nonpartisan office on the general election ballot by completing one of two processes:

→ Individual Electors

A nomination by individual voters involves obtaining the required number of valid signatures from registered voters

or

→ Assembly of Electors

An Assembly of Electors involves a gathering of registered voters in one place at one time to nominate candidates to partisan office.

### Individual Electors

*ORS 249.740*


To be nominated by individual electors, a candidate must submit the required number of valid signatures from active Oregon registered voters in the district where the candidate is running for office.

#### 1 File a Prospective Petition

Prior to obtaining any signatures candidates must file the following forms to begin the signature sheet approval process:

 Form SEL 114 Candidate Filing – Individual Electors marked Prospective Petition, designating circulator pay status

and


 SEL 122 Candidate Signature Sheet – Individual Electors with all fields completed.

 See Signature Sheet Requirements on page 28.

#### 2 Receive Approval to Circulate

If the form is complete, the elections official will give written approval that includes:


- petition number;
- number of signatures required; and
- filing deadline.

 All signature sheets must be approved in writing by the elections official before circulating. Failure to do so will result in the rejection of the signature sheets.


#### 3 Gather Petition Signatures

Once the petition has been approved to circulate, but before collecting any signatures, a candidate must review with all circulators the legal requirements and guidelines for circulating the candidate nominating petition.

 See Guidelines for Circulation on page 29.

 Violations of certain circulator requirements may result in conviction of a felony with a fine of up to \$125,000 and/or prison for up to 5 years. *ORS 260.715 and 260.993*

After reviewing the legal requirements and guidelines for circulating the nominating petition, a candidate may begin gathering signatures.

 Failure to comply with the legal requirements will result in the rejection of those sheets.

A candidate is advised to obtain more than the required number of signatures to ensure the petition has a sufficient number of valid signatures.

#### 4 Complete the Petition


Allow sufficient time for the verification process to be completed prior to the filing deadline.

Before submitting signature sheets for verification, the candidate must:

- ensure each signature sheet certification is signed and dated by the circulator; and
- sort the signature sheets by county, if required;


#### 5 Signature Verification

To complete the petition process a candidate must file with the appropriate elections official:

 Form SEL 338 Petition Submission – Candidate, Voters’ Pamphlet;  
and

- the signature sheets that contain at least 100% of the required number of signatures.


The elections official reviews each signature sheet to ensure that sheets are sorted by county if required and that the circulator’s certification is sufficient. After reviewing the signature sheets the elections official tabulates the number of valid signatures contained on the accepted signature sheets.


 If the elections official determines the petition does not contain the required number of valid signatures and the filing deadline has not passed, the candidate may submit additional signatures.

### Assembly of Electors

*ORS 249.735-249.737*

An Assembly of Electors is a nominating convention of active Oregon registered voters who gather in one place, on a single day during a single 12-hour period. A presiding officer conducts the assembly, and the assembly secretary records nominations in the minutes. The minutes also include the signatures of the assembly participants. Those signatures are submitted to the elections official.

 The presiding officer must coordinate the date, time, and place of the assembly with the elections official, so elections staff can attend and supervise the nominating convention.

 See the [Filing Requirements](#) section for a list of required signatures and the deadline to submit completed forms.

#### 1 File a Prospective Petition

The candidate or presiding officer must file:

Form SEL 115 Candidate Filing – Assembly of Electors, leaving the Assembly of Electors portion on the second page of the form blank, that portion will be completed after the assembly is conducted.

and

 SEL 116 Candidate Signature Sheet – Assembly of Electors with all fields completed.

 See Signature Sheet Requirements on page 28.

 Forms are available online at [www.oregonvotes.gov](http://www.oregonvotes.gov).

## 2 Determine the Logistics for the Assembly

The candidate or presiding officer must coordinate with the elections official to:

- determine a mutually convenient time to conduct the assembly and
- review assembly requirements.

## 3 Receive Approval to Schedule the Assembly

If the form is complete, the Elections Division will give written approval to schedule the Assembly of Electors.

## 4 Publish a Notice of Assembly

Next, the candidate or presiding officer must publish a notice of the Assembly of Electors at least once, in at least three newspapers of general circulation in the electoral district for which the assembly will nominate a candidate.

The notice must contain:

- the time and place of the assembly;
- the office or offices for which nominations will be made; **and**
- the names and addresses of at least 25 active Oregon registered voters who want to have the assembly and who are eligible to participate;



Before publishing the notice, the candidate or presiding officer must submit the 25 names to the elections official to confirm that they are active registered voters.

## 5 File the Notice of Assembly

To receive final approval to convene the assembly, the candidate or presiding officer must file a copy of the published notice with elections official.



The candidate or presiding officer must publish the notice and file it with the elections official no later than ten days before the nominating convention. [ORS 249.735\(3\)](#).



If the published notice is not filed on time or does not meet the requirements described above, the Assembly of Electors will be cancelled. The candidate or presiding officer may reschedule the assembly in coordination with the elections official and may hold the assembly once all the requirements are met.

## 6 Get Affidavits to Prove the Notice was Published

The candidate or presiding officer must get an affidavit from each of the newspapers where the notice is published, to prove that the notice was published, as required. Each affidavit should attach to a copy of the notice and be signed by one of the following:

- the newspaper's owner; **or**
- the newspaper's editor; **or**
- the newspaper's publisher; **or**
- the newspaper's manager; **or**
- the newspaper's advertising manager; **or**
- the principal clerk of the owner or editor or manager; **or**
- the newspaper's printer or the printer's foreperson.



The candidate or presiding officer should not submit the affidavit with the filed notice. They should keep it and submit it to the elections official when they file the completed petition after the Assembly of Electors. [ORS 249.735 \(4\)](#)

### 7 Receive Approval to Hold the Assembly

Once the candidate or presiding officer files a copy of the published notice (see Step 5, above), the elections official will review it for completeness. If complete, the elections official will give approval, in writing, to hold the Assembly of Electors. The approval document will include:

- the petition number; and
- the number of required signatures; and
- the filing deadline; and
- a signature sheet template, to use for gathering signatures.

### 8 Hold the Assembly of Electors

The presiding officer is advised to invite more than the required number of participants, to ensure that the minutes include enough valid signatures from active voters. After starting the assembly, the presiding officer must explain that:

- the nominating convention is held in one day in one location and is completed within 12 hours or the process must begin again;
  - the assembly participants must be active Oregon registered voters within the electoral districts from which the assembly is nominating candidates;
  - the assembly may only nominate candidates for offices published in the notice;
  - the candidate who receives the highest number of votes for an office will be the assembly's nominee for that office;
  - only assembly participants who are active registered voters may sign the signature sheets;
- and**
- once the required number of active registered voters are present to participate, they must remain in the assembly until candidates have been nominated, signature sheets are signed, and the convention is adjourned.

### 9 Filing a Vacancy in Nomination(s)

If a vacancy in nomination occurs, it may be filled in one of the following ways:

- The presiding officer may reconvene the assembly following the same rules as the original assembly. **or**
- The original assembly must vote to appoint the committee to whom the assembly will delegate the authority to fill vacancies. A committee designated by the original assembly may select a nominee to fill the vacancy. The assembly is considered the same assembly if the presiding officer and secretary are the same as during the original assembly. The committee only has the authority to select a nominee to fill the vacancy if the petition has the required number of signatures.

The presiding officer, or the committee, must file with the elections official a certificate of nomination designating the nominee to fill the vacancy.





The vacancy must be filled no later than the 70th day before the general election, August 25, 2026.

## 10 Adjourn the Assembly of Electors

After the assembly has completed the nomination process and selected the committee to fill vacancies, if any, the assembly is adjourned. The elections official collects all completed signature sheets and stamps each sheet under the last signature line signed to ensure no additional signatures are added. The signature sheets will be returned to the presiding officer.

## 11 Complete the Petition, Signature Verification

To complete the petition process the candidate or presiding officer must submit to the elections official:

-  Notarized form [SEL 115 Candidate Filing – Assembly of Electors](#) with the Certificate of Nomination executed by the presiding officer and secretary of the assembly;
  -  The Certificate of Nomination may be executed and notarized on a copy of the [SEL 115](#) originally submitted. If executed and notarized on a new [SEL 115](#), all sections of the form must be completed in their entirety.
- signature sheets that contain at least 100% of required number of signatures;
- and**
- proof of published notice affidavit(s).

The candidate or presiding officer submits signature sheets to the appropriate county elections official for verification allowing sufficient time for the verification process to be completed prior to the filing deadline.

The county elections official verifies the signatures against the voters' registration record.

## 12 Signature Tally

The elections official tabulates the number of valid signatures contained on the accepted signature sheets and notifies the candidate and presiding officer of the final tally.

# Nonpartisan Office – County

ORS 249.031

In a county nonpartisan race, a candidate does not run as a member of a political party.

County nonpartisan offices include County Assessor, County Auditor, County Clerk, Sheriff, County Treasurer, County Surveyor, Justice of the Peace, and County Judge; it may also include County Commissioner.

ORS 249.002.

Check with the County Clerk for specific qualifications.

## Qualifications

All Candidates must be US Citizens and Registered Voters

Office	Age	Residency	Term of Office	Special Requirements	Vacancies
<b>Assessor</b>	18	Resident of county one year prior to election ORS 204.016	4 years ORS 204.010	The candidate must be a registered appraiser or an appraiser trainee; have two years accounting experience or two years employment in an appraiser’s office; and be certified to be eligible by the Dept. of Revenue. ORS 204.016(4)(5)	County governing body appoints qualified person to serve until successor is elected ORS 236.210
<b>Auditor</b>	18	Resident of county one year prior to election	4 years	Auditor must be a registered CPA	County governing body appoints qualified person to serve until successor is elected ORS 236.210
<b>Clerk, Treasurer</b>	18	Resident of county one year prior to election ORS 204.016	4 years OR Const., Art VI, §6		County governing body appoints qualified person to serve until successor is elected ORS 236.210
<b>Sheriff</b>	21	Resident of county one year prior to election ORS 204.016	4 years OR Const., Art VI, §6	Proof of certification or eligibility for certification by the Department of Public Safety Standards and Training must be provided to the filing officer no later than the 61 <sup>st</sup> day prior to the election. Exceptions may apply. ORS 206.015 (3) and (4)	County governing body appoints qualified person to serve until successor is elected ORS 236.210
<b>Commissioner</b>	18	Resident of county one year prior to election ORS 204.016	4 years ORS 204.010	This is a partisan office unless a county home rule charter or ordinance deems it nonpartisan. Contact the local elections official for further information.	County governing body appoints qualified person to serve until successor is elected ORS 236.215

*Continued on the next page*

## Qualifications

All Candidates Must be US Citizens and Registered Voters

Office	Age	Residency	Term of Office	Special Requirements	Vacancies
<b>Justice of the Peace</b>	18	Resident of state for 3 years, residence or office in district 1 year prior to appointment or becoming a candidate ORS 51.240	6 years	Be a licensee of the Oregon State Bar. ORS 51.240 If not a licensee of the state bar, must take 30 hours of continuing education every 2 calendar years ORS 51.245 Must retire at end of the calendar year in which the judge turns 75 OR Const., Art VII §1a	Governor appoints qualified person to serve until successor is elected ORS 51.260
<b>County Judge Who Exercises Judicial Functions</b>	No older than 75	Resident of county one year prior to election ORS 204.016	6 years	Must retire at end of the calendar year in which the judge turns 75 OR Const., Art VII §1a	Governor appoints qualified person to serve until successor is elected ORS 236.210
<b>County Judge without Judicial Functions</b>	18	Resident of county one year prior to election ORS 204.016	4 years		County governing body appoints qualified person to serve until successor is elected ORS 236.210
<b>Surveyor</b>	18	Resident of county one year prior to election ORS 204.016	4 years ORS 204.010	Must be registered as a professional land surveyor in the state. County residence requirement does not apply to counties of less than 25,000 population. ORS 204.016	County governing body appoints qualified person to serve until successor is elected ORS 236.210

*i* Qualifications for county, city, or district office may be governed by county or city charter or ordinance or district by-laws and are not provided. For those offices or any other office not listed in these tables, contact the local elections official for the qualifications.

## Filing Requirements

All filings and an accompanying payment of fees or verified signatures required to be filed, must be delivered to and actually received at the office of the designated officer not later than 5:00:00 pm on the applicable filing deadline.

	Primary Election	General Election	Regularly Scheduled District Election
<b>🕒 First Day to File</b>	September 11, 2025	June 3, 2026	February 6, 2027
<b>🕒 Last Day for Candidates to File (other than Elected Incumbents)</b>	March 10, 2026	August 25, 2026	March 18, 2027
<b>🕒 Last Day for Elected Incumbent Candidates to File</b>	March 3, 2026	August 18, 2026	March 11, 2027
<b>🕒 Last Day to Withdraw</b>	March 13, 2026	August 28, 2026	March 18, 2027
Office	Fee		
<b>Justice of the Peace</b>	No fee ORS 249.056 (2)		
<b>County Assessor, Auditor, Clerk, Commissioner, Judge, Sheriff, Surveyor, or Treasurer</b>	\$50 or the lesser of either 500 signatures or 1% of the number of votes cast in the district for Governor at the last election at which the Governor was elected to a full term.		

*i* Contact the local elections official for applicable charter or ordinance provisions that may supersede this information.

## Filing Methods for a Nonpartisan Office Candidate

ORS 249.020

**!** A person may only file for one lucrative office at the same election. Unless the person has withdrawn from the first filing, all filings are invalid. ORS 249.013

### Filing by Fee

ORS 249.056

A candidate files form SEL 101, and pays the required filing fee, if any. See Filing Requirements above.

### Filing by Petition




ORS 249.008, 249.020, 249.031, 249.035, and 249.061-249.076

The following information provides instructions on collecting and submitting sufficient valid signatures to place the candidate's name on the ballot.

**!** Violations of certain circulator requirements may result in conviction of a felony with a fine of up to \$125,000 and/or prison for up to 5 years. ORS 260.715 and 260.993

### Prospective Petition

Prior to obtaining any signatures, candidates must file the following forms to begin the signature sheet approval process:

-  SEL 101 Candidate Filing-Major Political Party or Nonpartisan marked "Prospective Petition" **and**
-  SEL 121 Candidate Signature Sheet – Nonpartisan.
-  See Signature Sheet Requirements on page 28.

### Approval to Circulate

After receiving the required forms, the elections official reviews for required information and if complete will provide written approval to circulate the prospective nominating petition that includes:

- petition number, number of signatures required, and filing deadline.

**!** All signature sheets must be approved in writing by the elections official before circulating. Failure to do so will result in the rejection of the signature sheets.

### Required Signatures

County nonpartisan candidates must have the lesser of either:

- 500 signatures **or**
- 1% of the number of votes cast in the electoral district for governor.

A nonpartisan candidate may obtain signatures from any active Oregon registered voter in the county, regardless of political party affiliation.

### Complete Filing

To complete the filing process a candidate must:

- 1 ensure each signature sheet certification is signed and dated by the circulator;
- 2 submit the signature sheets to the county elections official for verification allowing sufficient time for the verification process to be completed prior to the filing deadline; **and**
- 3 file the signature sheets with the Form SEL 338 Petition Submission – Candidate, Voters' Pamphlet.

# City Candidates

City candidates may file with the city elections office by paying a filing fee or by a petition containing signatures.

The city elections official will verify qualification for a candidate prior to their name being placed on the ballot. If the candidate does not qualify for the position, the filing will be rejected and any fees will be refunded.

Qualifications and requirements set by city charter or ordinance may differ from state statutes. For more information and specific requirements, contact the city elections official before filing.

## Filing Requirements

All filings and an accompanying payment of fees or verified signatures required to be filed, must be delivered to and actually received at the office of the designated officer not later than 5:00:00 pm on the applicable filing deadline.

	Primary Election	General Election
<b>First Day to File</b>	September 11, 2025	June 3, 2026
<b>Last Day for Candidates to File</b> <i>(other than Elected Incumbents)</i>	March 10, 2026	August 25, 2026
<b>Last Day for Elected Incumbent Candidates to File</b>	March 3, 2026	August 18, 2026
<b>Last Day to Withdraw</b>	March 13, 2026	August 28, 2026
<b>Office</b>	<b>Fee</b>	<b>Required Signatures</b>
<b>City Office</b> Contact the local elections official to determine which election the office will appear on and for any applicable charter or ordinance provisions that may supersede this information.	Set by charter or ordinance <b>or</b>	The lesser of either 500 signatures or 1% of the number of votes cast in the district for Governor at the last election at which the Governor was elected to a full term.

## Filing Methods for City Candidates

A person may only file for one lucrative office at the same election. Unless the person has withdrawn from the first filing, all filings are invalid. [ORS 249.013](#)

### Filing by Fee

*ORS 249.056*

A candidate must file the following with the city elections office:

- Form SEL 101 Candidate Filing – Major Political Party or Nonpartisan **and**
- pay the required filing fee, if any.

City candidate filing fees may be set by a city charter or ordinance. Check with your city elections official for more information.

### Filing by Petition

*ORS 249.008, 249.020, 249.031, 249.035, and 249.061-249.076*

All signatures must be from active Oregon registered voters within the district.

A candidate must allow sufficient time for signatures to be verified before the filing deadline.

Violations of certain circulator requirements may result in conviction of a felony with a fine of up to \$125,000 and/or prison for up to 5 years. [ORS 260.715](#) and [260.993](#)

Forms are available online at [www.oregonvotes.gov](http://www.oregonvotes.gov).

The following forms must be completed and filed with the city elections office:



SEL 101 Candidate Filing – Major Political Party or Nonpartisan marked “Prospective Petition”

and



SEL 121 Candidate Signature Sheet – Nonpartisan.



See Circulator and Petition Sheet Requirements on page 28.

### Approval to Circulate

After receiving the completed forms the elections official reviews for required information and if complete will provide written approval to circulate the prospective nominating petition that includes:

- petition number;
- number of signatures required; and
- filing deadline.



All signature sheets must be approved in writing by the elections official before circulating. Failure to do so will result in the rejection of the signature sheets.

### Required Signatures

A candidate is advised to obtain more than the required number of signatures to ensure the petition contains a sufficient number of valid signatures.

City candidate must have the lesser of either:

- 500 signatures **or**
- 1% of the votes cast in the electoral district for all candidates for Governor at the last election where the Governor was elected to a full term.

City charter or ordinance may have different requirements.

### Complete Filing

To complete the filing process a candidate must:

- 1 ensure each signature sheet certification is signed and dated by the circulator;
- 2 submit the signature sheets to the city elections official for verification allowing sufficient time for the verification process to be completed prior to the filing deadline; **and**
- 3 file the signature sheets with Form SEL 338 Petition Submission – Candidate, Voters’ Pamphlet.

### Signature Verification

The city elections official will review signature sheets for sufficient circulator certification.

The city elections official will submit the signatures to the county elections official for signature verification.

The county elections official will:

- verify the signatures against the voters’ current registration record **and**
- return the certified signature sheets to the city elections official.

The city elections official will notify the candidate of the results of the signature verification. If it is determined that there are not enough valid signatures and the filing deadline has not passed, the candidate may submit additional signatures.

# District Candidates

ORS 255.235

For special district positions, the filing officer is the County Elections Official of the county where the administrative office of the district is located.

District candidates may file with the county elections official by paying a filing fee or by petition to obtain signatures.

## Qualifications for District Offices

Contact the Elections Division for what procedures apply to candidates for a newly created district board. Before filing for district office, a candidate should contact the county elections official to review the statutory requirements for the office sought.

Special district statutory requirements may differ from general state elections requirements.

Soil and Water Conservation District candidates must contact the Oregon Department of Agriculture for information related to filing for candidacy.

Regular district elections to elect district board members are held at the May election in each odd-numbered year. For more information and specific requirements, contact the county elections official before filing.

Candidates for Metropolitan Service District (MSD) offices must follow the same process as state and county nonpartisan candidates.

## Filing Requirements for District Offices


**Contact the appropriate county elections official to ensure all statutory requirements are met.**

All filings and an accompanying payment of fees or verified signatures required to be filed, must be delivered to and actually received at the office of the designated officer not later than 5:00:00 pm on the applicable filing deadline.

	Primary Election	General Election	Regularly Scheduled District Election
<b>First Day to File</b>	January 29	July 16	February 6, 2027
<b>Last Day for Candidates to File</b> <i>(other than Elected Incumbents)</i>	March 10, 2026	August 25, 2026	March 18, 2027
<b>Last Day for Elected Incumbent Candidates to File</b>	March 3, 2026	August 18, 2026	March 11, 2027
<b>Last Day to Withdraw</b>	March 10, 2026	August 25, 2026	March 18, 2027
<b>Office</b>	<b>Fee</b>	<b>Required Signatures</b>	
<b>District Office</b> District board members are elected at the regular district election in May of each odd-numbered year.	\$10	or the lesser of either 25 signatures or 10% of the total number of active registered voters in the district.  Contact the local elections official for any applicable by-laws that may supersede this information.	

No person may be a candidate for more than one position on the same district board to be filled at the same election. ORS 249.013


## Filing Methods for District Candidates

 A person may only file for one lucrative office at the same election. Unless the person has withdrawn from the first filing, all filings are invalid. [ORS 249.013](#)

### Filing by Fee

*ORS 249.056*

A candidate will file:

-  Form SEL 190 District Candidate Filing form
- and**
- The appropriate filing fee.

### Filing by Petition

*ORS 249.064, 249.076, 255.012, 255.235*



A candidate must allow sufficient time to have the signatures verified before the filing deadline. A candidate nominating petition for a district candidate is not approved by the county elections official prior to circulation. Instead, the district candidate uses the following signature sheet to gather signatures:

-  Form SEL 121 Candidate Signature Sheet – Nonpartisan
-  See Circulator and Petition Sheet Requirements on page 28.

 Violations of certain circulator requirements may result in conviction of a felony with a fine of up to \$125,000 and/or prison for up to 5 years. [ORS 260.715](#) and [260.993](#)

### Complete Filing

To complete the filing process a candidate must:

- 1 obtain the required number of signatures, although obtaining more than the required number may help to ensure the petition contains a sufficient number of valid signatures;
  - 2 ensure each signature sheet certification is signed and dated by the circulator;
- and**
- 3 submit the signature sheets to the appropriate county elections official for signature verification along with:
    -  Form SEL 190 Candidate Filing – District
    - and**
    -  Form SEL 338 Petition Submission – Candidate, Voters’ Pamphlet.

### Signature Verification

The county elections official reviews signature sheets for sufficient circulator certification and verifies the signatures against the voters’ current registration record.

# Write-In Candidates

ORS 254.548

Oregon voters have the option of writing in the name of a candidate for any office instead of voting for a candidate printed on the ballot. Write-in votes are tallied together with a lump sum recorded for each office unless there is no candidate on the ballot, or the total number of write-in votes exceeds the candidate with the most votes.

A candidate seeking nomination or election to office by write-in does not complete any candidate filing forms but must qualify for the office and may be required to establish a campaign account and file a Statement of Organization designating a candidate committee.

 See the [Campaign Finance Manual](#) and the [ORESTAR User’s Manuals](#) available at [www.oregonvotes.gov](http://www.oregonvotes.gov).

Prior to sending a notification to any person who is nominated or elected by write-in, the filing officer will conduct a review of the qualifications of the office. If the person who received the most votes does not qualify for the position, the office becomes vacant.

If any individual is nominated or elected by write-in votes, the procedures for accepting the nomination of office are explained in the following sections.

## Notification

The elections official notifies the candidate by sending:

 Form [SEL 141 Write-In Candidate Acceptance](#)

## Acceptance of Nomination or Office

To accept the nomination or office, the candidate completes, signs, and returns form [SEL 141](#) to the elections official.

### Certificate of Nomination or Election

Upon receipt of the completed and signed [SEL 141](#) the elections official prepares and delivers a certificate of nomination or election to the candidate and if applicable, issues a proclamation of election.

 **Deadline to Complete Write-In Process**

	Precinct Committeeperson	Primary Election	General Election	District Election
<b>Notification</b>	June 15, 2026	June 26, 2026	December 11, 2026	June 25, 2027
<b>Acceptance</b>	June 22, 2026	July 1, 2026	December 16, 2026	June 30, 2027
<b>Certificate</b>	June 23, 2026	July 6, 2026	December 18, 2026	July 2, 2027

## Vacancy

The procedures for the filling of vacancies in an elective public office or nomination are dependent on the office. A **vacancy in nomination** occurs when a candidate on the ballot becomes disqualified or dies (a candidate may only withdraw from the ballot after they have filed and up to the specified deadline for withdrawal). A **vacancy in office** occurs when the current office holder resigns, is recalled, becomes disqualified or dies.

For local elective public offices, the vacancy procedures are under the authority of the local jurisdiction and the Secretary of State, Elections Division does not generally provide advice or resolve disputes about those procedures. The Secretary of State, Elections Division has a role **only** in the vacancy procedures for **state offices**. These procedures differ depending on whether the public office is partisan or nonpartisan and also differ for specific offices within those categories.

A vacancy in office may occur at any time during the term of office, even before the person takes the oath of office or before the term ends.

- The processes for filling a vacancy are dependent upon the type of office and when the vacancy occurred, not why the vacancy occurred.
- Reasons for vacancies may include death, resignation, disqualification, or recall.
- [ORS 236.320](#) provides that resignations for public office shall be in writing and filed with the appropriate filing officers.

The Oregon Constitution, Oregon Revised Statutes, and Oregon Administrative Rules have applicable sections regarding vacancies. The Oregon Constitution and Oregon Revised Statutes can be searched [here](#). The search can be narrowed by using the ORS General Index. Oregon Administration Rules are found [here](#).

## Petition Guidelines and Requirements

The guidelines and requirements for producing and circulating candidate nominating petition signature sheets are explained in the following sections.


### Official Signature Sheets

*ORS 249.031, 249.061, and 249.064*

Local candidates must use approved signature sheet forms to collect signatures. Candidate nominating petitions cannot be circulated using an electronic signature sheet.

Signature sheets must be submitted for approval exactly as intended to circulate, including weight, style, and color of paper. Official signature sheets include:


- Form SEL 102, Candidate Signature Sheet – Major Party
- Form SEL 116, Candidate Signature Sheet – Assembly of Electors
- Form SEL 121, Candidate Signature Sheet – Nonpartisan
- Form SEL 122, Candidate Signature Sheet – Individual Electors

 Any proposed variation to the approved signature sheet must be resubmitted and approved in writing by the elections official before circulating.

### Signature Sheet Requirements

Each signature sheet must meet the following formatting requirements:

- standard 8½ x 11 size paper or equivalent;
- at least 20 pound uncoated paper or equivalent; **and**
- printed on white or colored paper stock to enable elections officials to readily verify signatures.

 Forms are available online at [www.oregonvotes.gov](http://www.oregonvotes.gov).

## Guidelines for Circulation

ORS 249.061

To ensure compliance with circulating requirements, candidates must educate circulators on the guidelines for circulating and monitor their activities.

### Circulator Requirements

Each circulator must:	What this means:
→ personally witness each signature collected;	<ul style="list-style-type: none"> <li>✓ Watch the person sign the petition.</li> <li>ⓘ It is not sufficient to merely be present in the same room or vicinity.</li> </ul>
→ complete the circulator certification after witnessing all signatures collected on a sheet; and	<ul style="list-style-type: none"> <li>✓ Sign the certification using a legal signature.</li> <li>ⓘ A legal signature is defined as a signature possessing obvious and predominantly matching characteristics to signatures on file from a paid circulator’s registration, signatures in the Oregon voter registration file, or the signature on an official government document.</li> <li>ⓘ Initials, signature stamps, illegible or printed script are not sufficient unless verified by exemplar.</li> </ul>
→ provide the date when the certification was signed.	<ul style="list-style-type: none"> <li>✓ The date must be provided in month, day, year order if written in all numbers.</li> </ul>



A circulator’s failure to comply with these requirements may result in the rejection of the petition signature sheets and a felony conviction for the circulator.

### Circulator Prohibitions



It is against the law for circulators to knowingly:

- circulate a petition containing a false signature;
- attempt to obtain the signature of a person who is not qualified to sign the petition;
  - ⓘ Only active Oregon registered voters may sign a petition.
- make false statements to any person who signs the petition or requests information about it;
- offer money or anything of value to another person to sign or not sign the petition;
- sell or offer to sell signature sheets; or
- write, alter, correct, clarify or obscure any information about the signers unless the signer initials after the changes are made.
  - ⓘ A circulator may assist a disabled signer who requests assistance in completing their printed name, address and date signed. In such a case, no initials are required.



Violations of the circulator requirements may result in conviction of a felony with a fine of up to \$125,000 and/or prison for up to 5 years. ORS 260.715 and 260.993


## Signer Requirements

Each petition signer must:	What this means:
<b>All Petition Types</b>	
<ul style="list-style-type: none"> <li>→ Signers should provide an original signature and should be encouraged to provide their printed name and date signed.</li> <li> These informational fields, while optional unless otherwise noted below, provide valuable assistance when verifying signatures.</li> <li> Signers must include printed name for Nomination by Assembly of Electors and for Major Party Presidential Candidates.</li> </ul>	<ul style="list-style-type: none"> <li>✓ Signers must sign the petition using a signature contained in their voter registration record.</li> </ul>
<ul style="list-style-type: none"> <li>→ Signers should be an active registered voter at the time of signing the petition in the candidate’s electoral district.</li> </ul>	<ul style="list-style-type: none"> <li>✓ Information in the voter's registration record is up to date, and they would be able to vote for the candidate.</li> </ul>
<ul style="list-style-type: none"> <li>→ Sign a petition sheet that is designated for their county of residence, if applicable.</li> </ul>	<ul style="list-style-type: none"> <li>✓ Signers should sign a petition sheet designated for the county in which they are registered to vote.</li> </ul>
<ul style="list-style-type: none"> <li>→ Provide a residence or mailing address.</li> </ul>	<ul style="list-style-type: none"> <li>✓ Signers should provide the address at which they are registered to vote.</li> </ul>
<b>Nominating Petition Only</b>	
<ul style="list-style-type: none"> <li>→ At the time of signing the petition, signers are encouraged to include the signer’s precinct name or number.</li> </ul>	<ul style="list-style-type: none"> <li>✓ Signers are encouraged to provide precinct information.</li> </ul>
<b>Major Party Petition Only</b>	
<ul style="list-style-type: none"> <li>→ At the time of signing the petition, the signer should be a member of the same political party as the candidate.</li> </ul>	<ul style="list-style-type: none"> <li>✓ Information in the voter's registration record is up to date, and they would be able to vote for the candidate at a primary election.</li> </ul>

## Signature Date

If no date is provided by the signer, the signature is only considered valid if the signer:


- ✓ was an active Oregon registered voter between the date the petition was approved to circulate and the circulator’s certification date; or
- ✓ was originally registered to vote on or after the date the petition was approved to circulate and was an active registered voter between their original registration date and the circulator’s certification date.

 This standard also applies to any signer that provides a date of birth or a date that at the time of verification has not yet occurred instead of the date they signed the petition.

## Signer Prohibitions

It is against the law for signers to knowingly:

- sign another person’s name under any circumstances;
- sign a petition more than one time; or
- sign a petition when not qualified to sign it.


 Only active Oregon registered voters may sign a petition. If the signer is not registered to vote or an active voter the signature will be rejected unless a completed registration card is received by a designated voter registration agency or an elections filing officer before 5:00:00 pm the day the petition is signed or 11:59:00 pm if completed electronically online at [www.oregonvotes.gov](http://www.oregonvotes.gov).

 Forms are available online at [www.oregonvotes.gov](http://www.oregonvotes.gov).

## Certification of Signature Sheets




OAR 165-014-0270

After all signatures on a signature sheet have been collected, circulators complete the certification by signing their legal signature and providing the date when the certification was signed. A legal signature is defined as a signature possessing obvious and predominantly matching characteristics to signatures on file from a paid circulator’s registration, signatures in the Oregon voter registration file, or the signature on an official government document.




 If the circulator certification is not completed or determined to be insufficient the signature sheet will be rejected.

Prior to submission to elections officials the circulator may correct the following defects:

### Circulator Signature Defects



If the circulator has:	Then the circulator should:
→ signed using only initials;  Unless verified by exemplar.	✓ sign and re-date certification with legal signature;
→ signed using a signature stamp;  Unless approved under ORS 246.025.	✓ re-sign and re-date certification with legal signature;
→ signed using an illegible signature;  Unless verified by exemplar.	✓ re-sign and re-date certification with legal signature;
→ photocopied or carbon copied the certification; or	✓ sign and re-date certification with legal signature; or
→ signed in a manner that the signature, printed name, and address are all illegible;	✓ re-sign and re-date certification with legal signature.

### Certification Date Defects

If the date is:	Then the circulator should:
→ missing;	✓ re-sign and date <b>or</b> date and initial correction;
→ crossed out;	✓ re-sign and re-date <b>or</b> re-date and initial correction;
→ overwritten with a different date;	✓ re-sign and re-date <b>or</b> re-date and initial correction;
→ earlier than all petition signers;  Unless the circulator and the only signer are the same person.	✓ re-sign and re-date <b>or</b> re-date and initial correction;
→ earlier than some, but not all petition signers;  Only those signatures dated on or before the date of the certification will be accepted.	✓ re-sign and re-date <b>or</b> re-date and initial correction;
→ partial or ambiguous; or	✓ re-sign and re-date <b>or</b> re-date and initial correction; or  Date must be provided in month, day, and year order if written in all numeric characters.
→ obscured in any way by white out or other correction fluid or adhesive tape.	✓ re-sign and re-date <b>or</b> re-date and initial correction.

The following defects in the circulator certification cannot be corrected and any signature sheet submitted that contains one of these defects will be rejected:

### Incurable Defects


- the original signature of a circulator has been crossed out, and a different circulator's signature is inserted;
  -  Does not apply if the original signature is that of an individual whose signature appears on the same signature sheet as a signer.
- two individuals sign and date as circulator; or
  -  Does not apply if the only signers and the circulators are the same people.
- white-out or other correction fluid or adhesive tape appears on the signature line.

## Guidelines for Completing Candidate Filing Forms

*ORS 249.031*

Failure to provide information for each of the required fields may result in rejection of the candidate filing.

If any of the required information is incomplete or insufficient, the filing officer will notify the candidate by phone, or in writing, including by email, of the deficiencies on the forms. The filing will not be processed or considered filed until the required information is provided.

 Providing false statements on filing forms is a violation of Oregon Election Law and the candidate may be convicted of a Class C Felony. *ORS 260.715(1) and 260.993*

Counties may create an electronic version of Candidate Filing Forms. The electronic version of Candidate Filing Forms must contain the required information listed in the statute and have the same components as the PDF version posted on [oregonvotes.gov](http://oregonvotes.gov).

### Residence Address Exemption Request

Candidates for public office must provide their residential address for elections officials to confirm that candidates and elected officials reside in the appropriate district and/or jurisdiction.

However, a candidate may choose to limit the public accessibility of candidate's residence address from the filing form and a list of electors delivered under ORS 247.940 or 247.945. Candidates wanting to exempt their residence address from public disclosure must complete and file the following form:

 [SEL 180 – Residence Address Exemption Request](#)

This exemption does not apply to precinct committeeperson or candidates for that office.

Candidates who choose to exempt their residence address from disclosure must provide a publicly disclosable mailing address.

The ballot for each election will be sent to the publicly disclosable mailing address provided by the candidate.

The Elections Official will make all efforts to review the request for exemption within five (5) business days.

If the exemption is granted, it is effective until the person is no longer a candidate; candidate was not elected to the public office; candidate ceases to hold public office.

To terminate the exemption early, submit a written request to the Elections Official.

The publicly disclosable mailing address listed on Residence Address Exemption Request will be used as the mailing address on the candidate filing if the exempt residence address is used as the mailing address on the filing.

The residence address of a candidate is still subject to inspection as a public record, under ORS 192.311 to 192.478, only to a person who has filed a written public records request.

 Forms are available online at [www.oregonvotes.gov](http://www.oregonvotes.gov).

# Candidate Filing Form

## Original or Amendment

May indicate if the filing is an Original filing or an Amendment that is changing information prior to the filing deadline.

## Office Information

Complete the following information.

- **Filing for Office of:** Must indicate the office the candidate is filing for.
- **District, Position or County:** Must indicate the district, position or county of the office the candidate is filing for except when filing for countywide offices.
- **Incumbent:** Must indicate whether the candidate is the current office holder seeking reelection for an additional term by selecting “No” or “Yes”.
- **If Incumbent:** Must indicate whether the candidate is Elected or Appointed Incumbent.

Section 17b of House Bill 4024 (2024) changed the candidate filing deadline for incumbent public office holders. An incumbent seeking re-election to the same office must file their declaration of candidacy or nominating petition at least seven days before the applicable filing deadline for non-incumbent candidates. Incumbent candidates that were appointed to the position they are seeking election to are subject to the same filing deadline as non-incumbent candidates.

## Candidate Information

Complete the following information:

- **Name of Candidate:** Must include at least the first and last name. This should be the candidate’s full name (first, middle initial (if applicable) and last). If filing online through ORESTAR, this field is automatically populated from the user profile and cannot be modified.
- **How Name Should Appear on Ballot:** Must include how the candidate wishes their name to appear on the ballot. If a nickname is used in connection with the candidate’s full name, the nickname should be in parentheses. Titles and designations (e.g., Dr., CPA) should not be included as they cannot appear on the ballot.
- **Candidate Residence Address:** Residential address of the candidate, including the county, must be provided
- **Mailing Address for Candidate Correspondence:** Must include the address where the candidate wishes to receive correspondence from the elections official.



Do not use an address included on a non-disclosure order on file. A publicly disclosable mailing address listed on the non-disclosure request will be used as the mailing address on the candidate filing if the exempt residence address is used as the mailing address on the filing.

- **Contact Information:** Enter valid phone number where the candidate can be reached during normal business hours, fax, email address, and website, if applicable.

The following are guidelines to complete the required fields of occupation, occupational background, educational background, and prior governmental experience on the candidate filing forms. These fields are required and information provided must be accurate. Not every occupational, educational, or prior governmental experience is required to be provided, but what is listed must be accurate. If the candidate has no relevant experience, “None” or other equivalent must be entered.

## Occupation and Occupational Background

- **Occupation (present employment – paid or unpaid):** The current full- or part-time employment or other line of work, business, craft, or professional information (not required to indicate whether paid or not paid). If not employed, enter “Not Employed”, or “None”, or other equivalent.
- **Occupational Background (previous employment – paid or unpaid):** Previous full- or part-time employment or other line of work, business, craft or professional information (not required to indicate whether paid or not paid).

## Educational Background

- **Educational Background (schools attended):** This may include schools attended by the candidate, including the last grade level completed, whether a diploma, degree or certificate was received, and the course of study. It is not required that every educational experience be listed, but what is listed must be accurate.
- **Educational Background (other):** Other educational experiences of the candidate.



A degree indicates a college, university or professional school has awarded a title upon the person for completion of a program of study. For this purpose, honorary degrees or degrees from "degree mills" should not be included under this requirement.

## Prior Governmental Experience

- **Prior Governmental Experience (elected or appointed):** The current or previous governmental experience, which refers to a person’s involvement in governmental activities, such as appointed boards and commissions, elected boards other elected or appointed public offices or organizations that are recognized by a governmental body. Full- or part-time, paid or unpaid, or volunteer experience may be included (not required to indicate whether paid or not paid). If the candidate has no prior governmental experience, enter “None” or other equivalent.

## Candidate Signature and Date Signed

## Additional Information Required

The following instructions are for fields on specific forms that are unique to that form.

### SEL 101 Candidate Filing – Major Political Party or Nonpartisan

#### Filing Method


Complete the following information.

- **Fee:** If paying a fee, may check this box.
- **Prospective Petition:** If collecting signatures in lieu of paying the filing fee, may check this box.
- **Some circulators may be paid:** When collecting signatures, circulator pay status must be disclosed. If circulators may be paid to gather the sufficient number of signatures, mark “Yes.” If circulators are volunteering their time to help collect signatures, mark “No.”

### SEL 110 Candidate Filing – Minor Political Party

#### Nomination Information

- **Which political party’s nomination are you accepting with this filing:** Must check the box for the party that is nominating the candidate and whose nomination the candidate is accepting.
- **Ballot Order:** Indicate whether the order of the parties will be in default order or in a specified order. If marking Specified, specify the order in the space provided. If a selection is not made, the party names will be printed in the default order specified on page 8.

 If the candidate previously filed a candidacy filing with the filing officer for the current election cycle, skip to the Candidate Nomination Certificate and Candidate Attestation on the form. If the candidate has **not** previously filed a candidacy filing with the filing officer for the current election cycle, fill out all remaining fields.

#### Candidate Nomination Certificate

Candidate filings by a minor party must be notarized prior to submission. The following fields must be completed.

- **Name of Minor Political Party:** Must include the name of the Minor Party nominating the candidate.
- **Printed Name of Minor Political Party Officer:** Must include the clearly printed name of the officer that signed the candidate filing form.
- **Signature of Minor Political Party Officer:** Must include the signature of one of the officers listed on the by-laws of the minor political party.
- **Date Signed:** Must include the date the officer of the political party signed the candidate filing form.

#### The following required fields are completed by the Notary Public.

- **State of Oregon, County of:** Include the name of the county in which the Notary Public is signing the notarization.
- **Subscribed and sworn to (or affirmed) before me on:** Include the date the Notary Public witnessed the Minor Political Party officer sign the candidate filing form.
- **Minor Political Party Officer’s Name:** Include the name of the Minor Political Party officer.
- **Notary Public of Oregon:** Include the signature of the Notary Public.

## SEL 114 Candidate Filing – Individual Electors

---

- **Name of Chief Sponsor:** Must include the name of the candidate or other person interested in placing the candidate name on the ballot. This can be the candidate.

## SEL 115 Candidate Filing – Assembly of Electors

---

### Assembly of Electors fields to complete.

- **Name of Person Submitting Certificate of Nomination:** Must include the name of candidate or a person designated as the presiding officer.
- **Address of Person Submitting Certificate of Nomination:** Must include the address of the candidate or the presiding officer named in the above field.
- **Signature of Presiding Officer:** Must include the signature of the candidate or the signature of the presiding officer of the assembly.
- **Printed Name of Presiding Officer:** Must include the clearly printed name of the presiding officer.
- **Signature of the Secretary:** Must include the signature of the candidate or the secretary of the assembly.
- **Printed Name of the Secretary:** Must include the signature of the candidate or the signature of the secretary of the assembly.

### The following required fields are completed by the Notary Public.

- **State of Oregon, County of:** Include the name of the county in which the Notary Public is signing the notarization.
- **Subscribed and sworn to (or affirmed) before me on:** Include the date the Notary Public witnessed the Minor Political Party officer sign the candidate filing form.
- **Minor Political Party Officer's Name:** Include the name of the Minor Political Party officer.
- **Notary Public of Oregon:** Include the signature of the Notary Public.

## SEL 141 Candidate Filing – Write-In Acceptance

---

### Nomination or Election

Must indicate whether the candidate is accepting a nomination or if the candidate won the election for this office.


### Office Information

Complete the following required information.

- **Filing for Office of:** Indicate the office for which the candidate is accepting the nomination.
- **District, Position or County:** If the office has a district number and/or a position number or the office covers an entire county, indicate that information in this field.

## Nomination Information

- **Party nomination(s) being accepted:** **Must** check the box for the party or parties that nominated the candidate by write-in at the Primary election and whose nomination the candidate is accepting.
- **Order of parties on ballot:** Indicate whether the order of the parties will be in default order or in a specified order. If marking Specified, specify the order in the space provided. If a selection is not made, the party names will be printed in the default order specified on page 8.

 If the candidate previously filed a candidacy filing with the filing officer for the current election cycle, skip to the signature line on the form. If the candidate has **not** previously filed a candidacy filing with the filing officer for the current election cycle, fill out the remaining fields.

## SEL 150 Candidate Filing – Withdrawal

---

### Withdrawal from Candidacy or Nomination for Office Information

- **Office of:** Must indicate the office for which the candidate originally filed.
- **District, Position or County:** Must indicate the applicable district, position number, or county of the office for which the candidate filed.
- Must check the box to indicate the candidate is withdrawing from candidacy or nomination.
- **Withdrawal Reason:** In the box, must indicate why the candidate is withdrawing candidacy.

## SEL 190 Candidate Filing - District

---

### Office Information

Complete the following information

- **Filing for Office of:** Must indicate the office for which the candidate is filing.
- **District, Position or County:** Must indicate the district, position, or county of the office for which the candidate is filing.

### Filing Information

Must check the method used to file a completed form.

- Filing with the required \$10.00 fee or
- Prospective Petition, see the District Candidate section of this manual for the requirements for a candidate filing by petition.

## Other Forms

**Additional forms that may be necessary to file.**

### SEL 220 Statement of Organization for a Candidate Committee

---

Please refer to the Campaign Finance Manual for further information about the SEL 220.

### PC 7 Certificate of Limited Contributions and Expenditures


---

Please refer to the Campaign Finance Manual for further information about the PC 7.

### SEL 338 Petition Submission

---

Form used to report the number of signatures submitted for verification on a candidate nominating petition.

 Forms are available online at [www.oregonvotes.gov](http://www.oregonvotes.gov).



## List of Forms

**SEL 101**

Candidate Filing – Major Political Party or Nonpartisan

**SEL 102**

Candidate Signature Sheet – Major Party

**SEL 105**

Candidate Filing – Precinct Committeeperson

**SEL 105D**

Write-in Declaration – Precinct Committeeperson

**SEL 105N**

Write-in Nomination – Precinct Committeeperson

**SEL 110**

Candidate Filing – Minor Political Party

**SEL 114**

Candidate Filing – Individual Electors

**SEL 115**

Candidate Filing – Assembly of Electors

**SEL 116**

Candidate Signature Sheet – Assembly of Electors

**SEL 180**

Residence Address Exemption Request

**SEL 121**

Candidate Signature Sheet – Nonpartisan

**SEL 122**

Candidate Signature Sheet – Individual Electors

**SEL 141**

Write-In Candidate Acceptance Form

**SEL 150**

Withdrawal – Candidacy or Nomination

**SEL 190**

Candidate Filing – District

**SEL 220**

Statement of Organization for a Candidate Committee

**SEL 338**

Petition Submission – Candidate Voters' Pamphlet

**PC 7**

Certificate of Limited Contributions and Expenditures

## **1.02.00 CANDIDATES**

### **1.02.01 Eligibility**

### **1.02.02 Nomination Petition Or Declaration Of Candidacy**

### **1.02.03 Petition Or Declaration Contents**

### **1.02.04 Filing**

### **1.02.05 Deficient Petitions**

### **1.02.06 Withdrawal Of Candidacy; Refund Of Filing Fees**

### **1.02.07 Certificate Of Nomination**

#### **1.02.01 Eligibility**

A qualified elector who has resided in the City during the 12 months immediately preceding the election may be a candidate for an elective City position.

#### **1.02.02 Nomination Petition Or Declaration Of Candidacy**

- A. An eligible elector may become a candidate for an elective City position by filing a nomination petition or a declaration of candidacy in a form prescribed by the Secretary of State and available from the recorder.
- B. A declaration of candidacy must be accompanied by the filing fee established by Council resolution.
- C. A nomination petition must contain signatures of not fewer than 10 qualified City electors as follows:
  - 1. No elector may sign more than three petitions. If more than three are signed, the signature is valid only on the first three valid petitions filed.
  - 2. The signatures need not all be attached to one paper, but each separate paper of the petition must be attached to an affidavit of the circulator showing the number of signers and stating that each signature is the genuine signature of the person.
  - 3. Each signature must have next to it the signer's residence, by its street and number or other description.
  - 4. The recorder must certify the signatures in the nomination petition for genuineness by comparing them and the other required information with the elector registration cards on file with the county clerk.
  - 5. After the petition is filed with the recorder, the recorder has 10 days to verify the signatures, and attach to the petition a certificate stating the number of signatures believed genuine.

#### **1.02.03 Petition Or Declaration Contents**

- A. A nomination petition or declaration of candidacy must contain:
  - 1. The name by which the candidate is commonly known. A candidate may use a nickname in parentheses in addition to the candidate's full name;
  - 2. The residence address of the candidate;
  - 3. The office or position number for which the candidate seeks nomination;
  - 4. A statement that the candidate is willing to accept the office if elected;
  - 5. A statement that the candidate will qualify if elected;

6. A statement of the candidate's occupation, educational and occupational background, and prior governmental experience; and
7. The signature of the candidate.

B. A declaration of candidacy must include a statement that the required fee is included with the declaration.

#### **1.02.04 Filing**

- A. A nomination petition or declaration of candidacy must be filed with the recorder.
- B. The recorder will date and time stamp immediately upon filing a nominating petition, declaration of candidacy, withdrawal or other document required to be filed.
- C. A nomination petition or declaration of candidacy will be filed not sooner than the first day of June of the election year and not later than 75 days before the election date.

#### **1.02.05 Deficient Petitions**

If a nomination petition is not signed by the required number of electors or the declaration of candidacy is not complete, the recorder will notify the candidate within five days after the filing. The recorder will return it immediately to the candidate, and state in writing how the petition is deficient. The deficient petition may be amended and filed again as a new petition, or a substitute petition for the same candidate may be filed within the time requirements for filing petitions.

#### **1.02.06 Withdrawal Of Candidacy; Refund Of Filing Fees**

- A. A candidate who has filed a nomination petition or declaration of candidacy may withdraw not later than the 67th day before the election date by filing a statement of withdrawal with the recorder. The withdrawal must be made under oath and state the reasons for the withdrawal.
- B. If requested not later than 67 days before the election date, the recorder will refund the filing fee of a candidate who dies, withdraws or becomes ineligible for the nomination.

#### **1.02.07 Certificate Of Nomination**

The recorder will certify the nominations to the county clerk in accordance with the time requirements of state law stating the offices and the terms of office for which the candidates are nominated.

## **7.4.1 Sign Regulations**

### **7.4.101 General Provisions**

#### **7.4.102 Review Procedures**

#### **7.4.103 Design Standards - Residential Zones**

#### **7.4.104 Design Standards - Commercial Zone**

#### **7.4.105 Design Standards - Central Business Overlay Zone**

#### **7.4.106 Design Standards - Industrial**

#### **7.4.107 Design Standards - Public**

#### HISTORY

*Adopted by Ord. [652](#) on 10/7/2021*

### **7.4.101 General Provisions**

#### **7.4.101.01 Applicability**

#### **7.4.101.02 Purpose**

#### **7.4.101.03 Definitions**

#### **7.4.101.04 Prohibited Signs**

#### **7.4.101.05 Exempt Signs**

#### **7.4.101.06 Nonconforming Signs**

#### **7.4.101.07 Adjustments And Variances**

#### HISTORY

*Adopted by Ord. [652](#) on 10/7/2021*

#### **7.4.101.01 Applicability**

All properties within Dayton City Limits shall be subject to the provisions of this section. Unless specifically listed as a permitted use or type in this section, other sign types and uses are prohibited.

#### HISTORY

*Adopted by Ord. [652](#) on 10/7/2021*

#### **7.4.101.02 Purpose**

- A. While signs communicate all types of helpful information, unregulated signs obstruct views, distract motorists, displace alternative uses for land, and pose other problems that legitimately call for regulation. The purpose of this section is to regulate the size, illumination, movement, materials, location, height, and condition of all signs placed on private property for exterior observation, thus ensuring the protection of property values; the character of the various neighborhoods; the creation of a convenient, attractive, and harmonious community; protection against destruction of or encroachment on historic properties, convenience to citizens and encouraging economic development. This section allows adequate communication through signage while encouraging aesthetic quality in the design, location, size, and purpose of all signs. If any provision of this section is found by a court of competent jurisdiction to be invalid, such finding shall not affect the validity of other provisions of this section which can be given effect without the invalid provision.
- B. A sign placed on land or on a building for the purpose of identification, protection, or directing persons to a use conducted therein must be deemed to be an integral, but accessory and subordinate, part of the principal use of land or building. Therefore, this section establishes limitations on signs to ensure they are appropriate to the land, building, or use to which they are appurtenant and are adequate for their intended purpose while balancing the individual and community interests identified in subsection (A) of this section.
- C. These regulations are intended to promote signs that are compatible with the use of the property to which they are appurtenant, the landscape and architecture of surrounding buildings, are

legible, are not distracting to motorists, and are constructed and maintained in a structurally sound and attractive condition.

- D. These regulations do not regulate every form and instance of visual communication that may be displayed anywhere within the jurisdictional limits of the City. Rather, they are intended to regulate those forms and instances that are most likely to meaningfully affect one or more of the purposes set forth above.
- E. These regulations do not eliminate all of the harm that may be created by the installation and display of signs. Rather, they strike an appropriate balance that preserves ample channels of communication using visual display while still reducing and mitigating the extent of the harm caused by signs.

#### HISTORY

Adopted by Ord. [652](#) on 10/7/2021

Amended by Ord. [661](#) on 10/7/2024

### **7.4.101.03 Definitions**

**Abandoned Sign:** A sign that is no longer used by the person who constructed/installed the sign on the property where the sign is located or cessation of use of the property where the sign is located.

**A-Board Sign:** Includes signs that are ordinarily in the shape of an “A”, or some variation thereof, on the ground, easily movable, and which is usually two-sided.

**Area Sign:** The area contained within lines drawn between or around the outermost points of a sign, including cutouts, but does not include essential sign structure, foundations or supports. The area of a sign having two display surfaces facing in opposite traffic directions shall be computed by measuring the largest face. For signs having two or more display surfaces, the area is the maximum area of the surfaces that can be seen from any one point.

**Banner Sign:** A sign made of fabric or other non-rigid material with no enclosing framework or not affixed to the primary structure and shall include every type of decoration or banner displayed over or upon the city streets of the City of Dayton on a temporary or seasonal basis, whether attached to utility poles or any other structure.

**Billboard:** A sign height over ten feet from the ground surface, on which same is located, to the top of such billboard, and sign area greater than sixty-four (64) square feet, on which the copy is designed to be periodically changed and which is not located on the premises to which such advertising copy pertains.

**Direct Illumination:** A source of illumination directed towards such signs so that the beam of light falls upon the exterior surface of the sign.

**Facade:** The architectural front of a building; usually the front but sometimes the rear or side, used to meet architectural treatment details and setting the tone for the rest of the building.

**Flag:** A sign made of nonrigid material with no rigid internal or enclosing framework, attached to a pole along a single straight side of the sign such that the sign remains unattached along the remaining sides and can move in the wind.

**Free-standing Sign:** A sign, including monument signs, supported by one or more uprights, poles or braces placed in or upon the ground, or a sign supported by any structure primarily for the display and support of the sign.

**Government Sign:** A sign erected, constructed, or placed within the public right-of-way or on public property by or with the approval of the government agency having authority over, control of, or ownership of the right-of-way or public property.

**Highway Oriented Signs:** Signs fronting Highway 18.

**Illuminated Sign:** A sign illuminated by an interior or exterior light source, which exterior light source is primarily designed to illuminate such sign.

**Integrated Business Center:** A group of two or more businesses that are planned or designed as a center, or Center: share a common off-street parking area or access, whether or not the businesses, buildings, or land are under common ownership.

**Light-Emitting Diode or LED:** A form of illumination using a semiconductor light source that converts applied voltage to light and is used in digital displays.

**Mural:** A hand-painted, hand-tiled or digitally printed image on the exterior wall of a building.

**Neon Light:** A form of illumination using inert gases in glass tubes and includes black light and other neon lights.

**Nonconforming Sign:** A sign that was lawful when it was constructed but does not meet the requirements of this Section.

**Portable Sign:** A sign that is not attached to any building or facade that is easily portable. It may stand alone or be illuminated, have wheels attached, or be located on a trailer.

**Projecting Sign or Blade Sign:** A two-sided sign other than a wall sign which projects beyond the building surface to which it is attached.

**Reader Board:** Any sign not permanently attached to the ground or building and capable of being moved from place to place, including signs attached to vehicles and trailers.

**Sign:** A display, illustration, structure or device that has a visual display visible from a right-of-way, private roadway or lot under other ownership.

**Temporary Sign:** A sign not permanently attached to a building, structure or ground that is intended to be displayed for a limited period of time. Such signs may include banners, pennants, streamers, spinners, A-board signs, or other similar devices.

**Vehicle Sign:** A sign placed in or attached to the motor vehicle, trailer, railroad car, or light rail car that is used for either personal purpose or is regularly used for purposes other than the display of signs.

**Wall Sign:** A sign that is painted or attached on a wall of a building, and extending no more than twelve inches from the wall. Window signs that are permanently attached to the outside of a window are wall signs.

**Window Sign:** Includes text or graphics that are painted on or attached to a window. Window signs do not include business hours of operation or non-illuminated open/closed signs.

#### HISTORY

Adopted by Ord. [652](#) on 10/7/2021

Amended by Ord. [661](#) on 10/7/2024

#### **7.4.101.04 Prohibited Signs**

Signs not conforming to Section 7.4 of the Dayton Municipal Code are unlawful and shall constitute a Class C violation according to the City of Dayton Fee Schedule.

- A. Installation or posting of any notice or signage on utility poles, street lights, stop signs, other street signs, trees in the public right-of-way, public places or premises shall be prohibited without approval from the Utility or the City of Dayton.
- B. Access. Signs that block ingress or egress to interfere with the flow of pedestrian or vehicle traffic, doors, windows, fire escapes or parking areas shall be prohibited.
- C. Billboards.
- D. Any sign on vacant property unless allowed as a temporary sign.
- E. Condition. Signs which are faded, torn, damaged or otherwise unsightly or in a state of disrepair shall be immediately repaired or removed.
- F. Reader board or portable signs.
- G. Obscene Signs- A sign that creates a public nuisance displaying an obscenity as defined under ORS Chapter 167.
- H. Flashing signs, signs that produce glare, or animated signs that change image more than six times per minute.

#### HISTORY

Adopted by Ord. [652](#) on 10/7/2021

Amended by Ord. [661](#) on 10/7/2024

#### **7.4.101.05 Exempt Signs**

The following signs and devices do not require a sign permit but are otherwise subject to the provisions of this Chapter that shall be enforced by the City.

- A. Identification Signs. Memorial and Historic Identification Signs and Donation Plates. Memorial tablets, cornerstones, donation plates or similar plaques, such as National Register listing, not exceeding six square feet.
- B. Occupant or Owner Sign. A sign identifying the name of the occupant or owner, provided the sign is not larger than one (1) square foot, is not illuminated and is either attached to the structure or located within the front yard setback.
- C. Window signs shall not be calculated in total sign area calculations but are limited to a maximum of twenty-four (24) square feet or twenty five percent (25%) of the total window area, whichever is less.
- D. State Highway Requirements. Applicants are advised to contact the State Highway Division of the Oregon Department of Transportation regarding other possible sign regulations adjacent to Ferry Street and Third Street.
- E. Vehicle Signs. Signs painted on or otherwise attached to vehicles.
- F. Temporary Signs as defined in section 7.4.101.03

#### HISTORY

Adopted by Ord. [652](#) on 10/7/2021

Amended by Ord. [661](#) on 10/7/2024

## **7.4.101.06 Nonconforming Signs**

Non-conforming signs are subject to the following provisions:

- A. Legally established nonconforming permanent signs may continue to exist in accordance with this section. Nonconforming Signs that were not legally established have no legal right to continue and must be removed or reconstructed in conformance with this code.
- B. Maintenance. A nonconforming sign may undergo normal maintenance, which includes normal care or servicing needed to keep a sign functional, such as cleaning, replacing or repairing a part made unusable by ordinary wear, and changing light bulbs. "Normal maintenance" excludes major structural repairs designed to extend the useful life of the non-conforming sign.
- C. Sign face. The sign face or sign copy may be changed without affecting the nonconforming status of the sign.
- D. Ownership. Should a property change ownership or a building have a new tenant, all non-conforming signs must be removed within six months of the change.
- E. Changes to nonconforming signs.
  - 1. A non-conforming sign shall not be enlarged or altered in a way that would increase its nonconformity.
  - 2. Signs and sign structures that are moved or replaced shall be brought into conformance with the sign regulations.
  - 3. Signs that are structurally altered by more than fifty (50) percent of the replacement value, shall be brought into conformance with the sign regulations.
  - 4. Signs that are structurally altered by fifty (50) percent or less than the replacement value may continue to be used as a nonconforming sign provided the alterations do not increase the nonconformity of the sign.
- F. Damaged nonconforming signs:
  - 1. When a nonconforming sign is damaged by wind, fire, neglect or by any other cause, and such damage exceeds fifty (50) percent of its replacement value, the nonconforming sign shall be removed or brought into conformance with the sign regulations within six months of the date the damage occurred.
  - 2. When a nonconforming sign is damaged by wind, fire, or by any other cause and the estimated cost to repair the sign is fifty (50) percent or less of its replacement value, it may be repaired and restored to the condition it was in before it was damaged and may continue to be used as a nonconforming sign, provided that such repairs and restoration are started within six months of the date the sign was damaged and are diligently pursued thereafter.
    - a. Whenever repairs and restoration of a damaged nonconforming sign are not started within one year of the date the sign was damaged or are diligently pursued once started, the sign shall be deemed abandoned.
    - b. Abandoned signs shall not be permitted as nonconforming signs. Abandoned signs shall be taken down and removed by the owner, agent, or person having the beneficial use of the building or structure upon which such sign may be found.

### **7.4.101.07 Adjustments And Variances**

Sign adjustments/variances shall be reviewed by a Type II action, as specified in Section 7.3.2 using the following criteria.

- A. Compliance with the applicable standard would create an unnecessary hardship due to physical conditions of the property (topography, lot size or shape, or other circumstances over which the applicant has no control), which are not present on other properties in the same zone, and the adjustment is necessary to permit signage comparable with other properties in the same zone.
- B. The hardship does not result from actions of the applicant, owner(s) or previous owner(s), or personal circumstances of the applicant, owner(s) or previous owner(s), such as physical condition, age or financial situation; and
- C. Approval of the adjustment will not adversely affect the function or appearance of the development and use of the subject property and surrounding properties; and will not impose limitations on other properties and signage in the area including signage that would be allowed on adjacent properties.

#### HISTORY

Adopted by Ord. [652](#) on 10/7/2021

Amended by Ord. [661](#) on 10/7/2024

### **7.4.102 Review Procedures**

#### **7.4.102.01 Review Procedures**

#### **7.4.102.02 Permit Fees**

#### **7.4.102.03 Application Requirements**

#### **7.4.102.04 Revocation Of Permits**

#### **7.4.102.05 Design, Construction, And Maintenance**

#### HISTORY

Adopted by Ord. [652](#) on 10/7/2021

### **7.4.102.01 Review Procedures**

All signs not specifically exempt from permitting requirements by Section 7.4.101.5 shall be subject to the permitting procedures of this section. No signs in conflict with any provisions of this ordinance shall be permitted.

#### HISTORY

Adopted by Ord. [652](#) on 10/7/2021

### **7.4.102.02 Permit Fees**

Permit fees shall be established by City Council resolution and updated as needed.

#### HISTORY

Adopted by Ord. [652](#) on 10/7/2021

### **7.4.102.03 Application Requirements**

Application Requirements: An application for a sign permit shall be submitted on a form provided by the City Planner or designee. The application shall include the following items, at minimum:

- A. A sketch drawn to scale indicating the proposed sign and identifying existing signs on the premises.
- B. The sign's location, graphic design, structural and mechanical design and engineering data which ensures its structural stability.
- C. The names and addresses of the sign company, the person authorizing the erection of the sign and the owner of the subject property.

HISTORY

Adopted by Ord. [652](#) on 10/7/2021

Amended by Ord. [661](#) on 10/7/2024

#### **7.4.102.04 Revocation Of Permits**

Sign permits mistakenly issued in violation of these regulations or other provisions of the Dayton Land Use and Development Code are void. The City Planner or designee may revoke a sign permit if they find that there was a material and misleading false statement of fact in the application for the permit.

HISTORY

Adopted by Ord. [652](#) on 10/7/2021

#### **7.4.102.05 Design, Construction, And Maintenance**

All signs shall be designed, constructed, and maintained according to the following standards:

- A. Compliance with Building Codes. All signs shall comply with the applicable provisions of the Building Code in effect at the time of the sign permit application and all other applicable structural, electrical and other regulations. The issuance of a sign permit under these regulations does not relieve the applicant of complying with all other permit requirements.
- B. Materials. Except for banners, flags, portable signs, temporary signs, and window signs conforming in all respects with the requirements of these regulations, all signs shall be constructed of permanent materials and shall be permanently attached to the ground, a building, or other structure by direct attachment to a rigid wall, frame, or structure.
- C. Maintenance. All signs shall be maintained in a good structural condition and readable at all times.
- D. Owner Responsibility. The owner shall be responsible for its erection and maintenance and its compliance with the provisions of these regulations or other laws or Ordinances regulating signs.
- E. Aesthetics. All signs shall be professional in appearance, constructed in a workmanship like manner to professional standards.

HISTORY

Adopted by Ord. [652](#) on 10/7/2021

#### **7.4.103 Design Standards - Residential Zones**

[7.4.103.01 Purpose And Applicability](#)

[7.4.103.02 Permitted Signs](#)

[7.4.103.03 Maximum Sign Area](#)

[7.4.103.04 Maximum Sign Height](#)

[7.4.103.05 Location](#)

[7.4.103.06 Illumination](#)

HISTORY

Adopted by Ord. [652](#) on 10/7/2021

Amended by Ord. [661](#) on 10/7/2024

**7.4.103.01 Purpose And Applicability**

To provide a set of regulations for the placement of signs within Residential (R-1, R-2, R-3) zones. The provisions within this section shall also apply to residential uses within the Commercial Residential zone.

HISTORY

Adopted by Ord. [652](#) on 10/7/2021

Amended by Ord. [661](#) on 10/7/2024

**7.4.103.02 Permitted Signs**

All permitted signs are subject to the standards of 7.4.103:

- A. Wall, canopy, and window signs
- B. Free-standing signs.
- C. Temporary signs shall be allowed on a lot and shall not affect the amount or type of signage otherwise allowed by this chapter. This signage shall not be restricted by content. Signage shall be allowed for each lot as follows:
  - 1. Individual signs not exceeding 6 square feet in area during the period from 60 days before a public election or the time the election is called, whichever is earlier, to five days after the public election.
  - 2. All other temporary signs shall be installed for not longer than 30 days in a calendar year.

HISTORY

Adopted by Ord. [652](#) on 10/7/2021

Amended by Ord. [661](#) on 10/7/2024

**7.4.103.03 Maximum Sign Area**

- A. Single Family and Duplex uses: 6 square feet.
- B. Multi-family (greater than two units): For subdivisions, multiple-family developments (including planned developments), uses, or identified neighborhood areas, one single or double-faced, indirectly lit sign not to exceed 24 square feet for one face or 48 square feet in surface area for two or more faces is permitted. The applicant for the sign permit must own or represent a majority of the lots or dwelling units within the subdivision, multiple-family development, identified neighborhood area, or the applicable homeowner's association. If the sign pertains to any development request, then the location and design shall be subject to the appropriate review.
- C. Temporary Signs: 12 square feet.

HISTORY

Adopted by Ord. [652](#) on 10/7/2021

**7.4.103.04 Maximum Sign Height**

- A. 6 feet.

HISTORY

Adopted by Ord. [652](#) on 10/7/2021

Amended by Ord. [661](#) on 10/7/2024

**7.4.103.05 Location**

- A. Wall, canopy or window sign shall be set back from the property lines of the lot on which it is located, the same distance as the building containing the permitted use; provided that wall signs may project into the required setback space up to 1.5 feet.
  
- B. Free-standing signs are permitted where fences are allowed for residential uses.

HISTORY

Adopted by Ord. [652](#) on 10/7/2021

Amended by Ord. [661](#) on 10/7/2024

**7.4.103.06 Illumination**

- A. Single family and duplex uses: Not permitted.
  
- B. Multi-family: May only be indirectly illuminated by a concealed light source and shall not be illuminated between 10:00 PM and 6:00 AM. No lighting shall blink, flash, fluctuate, or produce glare.

HISTORY

Adopted by Ord. [652](#) on 10/7/2021

**7.4.104 Design Standards - Commercial Zone**

[7.4.104.01 Purpose And Applicability](#)

[7.4.104.02 Permitted Signs](#)

[7.4.104.03 Maximum Sign Area](#)

[7.4.104.04 Maximum Sign Height](#)

[7.4.104.05 Location](#)

[7.4.104.06 Illumination](#)

HISTORY

Adopted by Ord. [652](#) on 10/7/2021

**7.4.104.01 Purpose And Applicability**

To provide a set of regulations for the placement of signs within the Commercial (C) zoning district. Signs located on properties within the CBO (Central Business Overlay) shall be subject to the provisions of Section 7.4.105.

HISTORY

Adopted by Ord. [652](#) on 10/7/2021

**7.4.104.02 Permitted Signs**

- A. Wall signs.
- B. Free-standing signs.
- C. Temporary signs shall be allowed on a lot and shall not affect the amount or type of signage otherwise allowed by this chapter. This signage shall not be restricted by content.
  - 1. Individual signs not exceeding 6 square feet in area during the period from 60 days before a public election or the time the election is called, whichever is earlier, to five days after the public election.
  - 2. Temporary fabric or paper signs may be placed upon the window opening of a non-residential building when such signs do not obscure more than twenty (20) percent of the window area, and no more than ten (10) percent of the total primary facade area.
  - 3. All other temporary signs shall be installed for not longer than 30 days in a calendar year.

HISTORY

Adopted by Ord. [652](#) on 10/7/2021

Amended by Ord. [661](#) on 10/7/2024

**7.4.104.03 Maximum Sign Area**

- A. Non-Integrated business center.
  - 1. Wall signs: 1 square foot per lineal foot of building frontage with a maximum of 120 square feet.
  - 2. Free-standing signs: 50 square feet per sign face. Total area of  $\frac{3}{4}$  square feet per lineal foot of street frontage.
  - 3. Temporary signs: 12 square feet.
- B. Integrated business center.
  - 1. Wall signs: 1 square foot per lineal foot of building frontage with a maximum of 120 square feet.
    - a. Wall signs may be placed over all shared main public entries to the business center. Shared public entries must be shared by at least two tenants. Such signs are limited to 130 square feet in size.
    - b. When an individual business does not have frontage on a street or parking lot, the business is allowed a maximum aggregate wall sign area of 16 square feet.
  - 2. Free-standing signs: 50 square feet per sign face. Total area of  $\frac{3}{4}$  square feet per lineal foot of street frontage.
    - a. Shared free-standing signs: Where two or more businesses choose to combine their permitted free-standing signs into one sign, the following standards shall apply:

- (1) One freestanding, shared sign per street frontage that has a customer entrance is allowed. The sign must comply with the provisions of this section. A maximum of 150 square feet of sign area is permitted.

3. Temporary signs: 12 square feet.

#### C. Highway-Oriented Signs.

1. Wall signs: 1 square foot per lineal foot of building frontage with a maximum of 250 square feet.
2. Free-standing signs: 160 square feet per sign face. Total area of  $\frac{3}{4}$  square feet per lineal foot of street frontage.
3. Temporary signs: 12 square feet.

#### HISTORY

Adopted by Ord. [652](#) on 10/7/2021

### **7.4.104.04 Maximum Sign Height**

- A. Wall signs: None, but no sign shall project over a parapet or roof eave.
- B. Free-standing signs: 20 feet, except 30 feet for highway-oriented signs.

#### HISTORY

Adopted by Ord. [652](#) on 10/7/2021

Amended by Ord. [661](#) on 10/7/2024

### **7.4.104.05 Location**

1. Wall or projecting signs may project up to two feet from a building.
2. Free-standing signs within an integrated business center must be located a minimum of 100 feet from one another.
3. No limitations, except that signs shall not be located within a right of way and shall comply with requirements for vision clearance areas and special street setbacks.

#### HISTORY

Adopted by Ord. [652](#) on 10/7/2021

### **7.4.104.06 Illumination**

1. No lighting shall blink, flash, fluctuate, or produce glare. The applicant must submit a photometric plan showing that there will be no light trespass on neighboring properties.

#### HISTORY

Adopted by Ord. [652](#) on 10/7/2021

Amended by Ord. [661](#) on 10/7/2024

### **7.4.105 Design Standards - Central Business Overlay Zone**

[7.4.105.01 Purpose And Applicability](#)

[7.4.105.02 Permitted Signs](#)

[7.4.105.03 Maximum Sign Area](#)

[7.4.105.04 Maximum Sign Height](#)

[7.4.105.05 Location](#)

[7.4.105.06 Illumination](#)

[7.4.105.07 Design Standards](#)

HISTORY

*Adopted by Ord. [652](#) on 10/7/2021*

### **7.4.105.01 Purpose And Applicability**

Sign regulations are intended to protect the character while enhancing and contributing to the economic vitality of the commercial core. The City acknowledges the need to effectively communicate and attract the eye to the business for which they are intended to advertise. Signs should be compatible or integrated with the architecture and should not obscure or dominate the building or business. In the review of sign applications within the City, the following criteria and standards shall apply. All properties within the Central Business Overlay (CBO) and all commercial uses within the Commercial Residential (CR) Zone shall be subject to the provisions of this section. Unless specifically listed as a permitted use or type in this section, other sign types and uses are prohibited. The Dayton Sign Code shall not be construed to permit the erection or maintenance of any sign at any place or in any manner unlawful under any other city code provision or other applicable law. In any case where a part of the Dayton Sign Code conflicts with a provision of any zoning, development, building, fire, safety or health ordinance or code, the provision which establishes a stricter standard for the protection of the public health and safety shall prevail.

HISTORY

*Adopted by Ord. [652](#) on 10/7/2021*

### **7.4.105.02 Permitted Signs**

1. Wall signs.
2. Freestanding signs.
3. Projecting signs.
4. A-board signs (one per tenant space) meeting the design standards for A-board signs in the CBO.
5. Temporary Signs except A-board signs that are subject to standards specific to A-board signs, shall be allowed on a lot and shall not affect the amount or type of signage otherwise allowed by this chapter. This signage shall not be restricted by content.
  - a. Individual signs not exceeding 6 square feet in area during the period from 60 days before a public election or the time the election is called, whichever is earlier, to five days after the public election.
  - b. Temporary fabric or paper signs may be placed upon the window opening of a non-residential building when such signs do not obscure more than twenty (20) percent of the window area, and no more than ten (10) percent of the total primary facade area.
  - c. All other temporary signs shall be installed for not longer than 30 days in a calendar year.
6. Awning signs.
  - a. Sign lettering and imagery may only be located on the awning skirt.

7. Flags (maximum of two per property).

HISTORY

Adopted by Ord. [652](#) on 10/7/2021

Amended by Ord. [661](#) on 10/7/2024

**7.4.105.03 Maximum Sign Area**

1. Wall signs: one (1) square foot of sign area for each linear foot of building façade not exceeding 100 square feet. This maximum area shall apply to all signs attached to the building such that the total area of all signs combined on the property does not exceed 100 square feet.
2. Freestanding Signs: 24 square feet.
3. Projecting signs: Blade, projecting or hanging signs shall be limited to one (1) per tenant space. Projecting signs shall have a maximum area of eight (8) square feet.
4. One (1) A-Board sign is permitted per business or property and shall measure no more than three (3) feet wide and not more than four (4) feet high. A-Board signs shall not be calculated in total sign area calculations.
5. Temporary signs: 12 square feet.
6. Awning: 6 square feet. Must comply with the provisions of 7.4.105.02.F.1.
7. Flags: 15 square feet per flag.

HISTORY

Adopted by Ord. [652](#) on 10/7/2021

Amended by Ord. [661](#) on 10/7/2024

**7.4.105.04 Maximum Sign Height**

1. Wall signs: 6 feet. May not project higher than the height of the roof.
2. Free-standing signs: 6 feet.

HISTORY

Adopted by Ord. [652](#) on 10/7/2021

**7.4.105.05 Location**

1. Wall signs shall be placed in traditional locations to fit within architectural features, such as: above transoms, on cornice fascia boards, or below cornices.
2. The edge of a projecting sign furthest from the wall shall not extend more than 42 inches from a wall, the bottom of the sign shall be no lower than eight (8) feet above a right-of-way or private sidewalk area and the top of the sign shall not extend over the roof line of the building.
3. A-board signs.
  - a. A-Board signs may be placed upon private property or within an adjacent public right-of-way along the frontage of the business displaying the sign when a minimum of forty-two (42) inches of clear pedestrian walkway is available immediately adjacent to the sign.
  - b. Removal. A-Board signs shall be movable at all times and displayed only during the hours the business is open.

4. Freestanding.
  - a. Freestanding signs shall only be permitted when the property has a building setback greater than 15 feet.
5. Temporary signs must be located on the subject property and may not infringe upon the frontage of another business.
6. Awnings: Text on awnings shall be limited to that placed upon the awning skirt only and shall be included in the calculation of the maximum allowable sign area.

HISTORY

Adopted by Ord. [652](#) on 10/7/2021

Amended by Ord. [661](#) on 10/7/2024

**7.4.105.06 Illumination**

1. Hanging signs may be externally illuminated although ambient light is usually sufficient to light these small signs. Planning staff must review and approve alternative lighting designs.
2. Direct or in-direct illumination shall be permitted, provided all illumination is directed away from adjacent property. The applicant must submit a photometric plan showing that there will be no light trespass on neighboring properties.
  - a. Internally lit signs, including Neon or LED signage shall be permitted subject to the following restrictions:
    - (1) Signs shall be limited to one (1) sign per business, not exceeding three (3) square feet in area, and shall be limited to three (3) colors. Strobe, blinking or flashing lights are prohibited.
3. Awning signs may not be illuminated.

HISTORY

Adopted by Ord. [652](#) on 10/7/2021

**7.4.105.07 Design Standards**

All signs within the CBO shall be subject to the following additional design standards

1. The placement of signage shall not visually obscure architecturally significant features of the building.
2. Where signage is proposed on (or behind) window surfaces, such signage should not substantially obscure visibility through the window and should be incidental to the scale of the window. Larger window signs will be considered in the overall sign allowances for individual tenants.
3. Generally, the placement of signage shall occur below the sill of the second story windows. Alternative placement may be considered under the following circumstances:
  - a. Free-standing signs must have a base of either a flower bed or shrubbery to integrate the sign into the streetscape.

- b. The placement of signs must not disrupt or obstruct the vision of drivers or pedestrians to create a hazardous situation. No signs shall be so located as to significantly obstruct pedestrian circulation.

HISTORY

Adopted by Ord. [652](#) on 10/7/2021

Amended by Ord. [661](#) on 10/7/2024

**7.4.106 Design Standards - Industrial**

**7.4.106.01 Purpose And Applicability**

**7.4.106.02 Permitted Signs**

**7.4.106.03 Maximum Sign Area**

**7.4.106.04 Maximum Sign Height**

**7.4.106.05 Location**

**7.4.106.06 Illumination**

HISTORY

Adopted by Ord. [652](#) on 10/7/2021

**7.4.106.01 Purpose And Applicability**

To provide a set of regulations for the placement of signs within the Industrial (I) zone.

HISTORY

Adopted by Ord. [652](#) on 10/7/2021

Amended by Ord. [661](#) on 10/7/2024

**7.4.106.02 Permitted Signs**

1. Wall signs.
2. Free-standing signs.
3. Awning signs.
4. Temporary signs shall be allowed on a lot and shall not affect the amount or type of signage otherwise allowed by this chapter. This signage shall not be restricted by content.
  - a. Individual signs not exceeding 6 square feet in area during the period from 60 days before a public election or the time the election is called, whichever is earlier, to five days after the public election.
  - b. Temporary fabric or paper signs may be placed upon the window opening of a non-residential building when such signs do not obscure more than twenty (20) percent of the window area, and no more than ten (10) percent of the total primary facade area.
  - c. All other temporary signs shall be installed for not longer than 30 days in a calendar year.

HISTORY

Adopted by Ord. [652](#) on 10/7/2021

Amended by Ord. [661](#) on 10/7/2024

**7.4.106.03 Maximum Sign Area**

1. Wall signs. 1 square foot per lineal foot of building frontage with a maximum of 120 square feet.
  - a. A tenant occupying a minimum of 40,000 square feet will be allowed a Maximum of 200 square feet.
2. Free-standing signs: 50 square feet per sign face. Total area of  $\frac{3}{4}$  square feet per lineal foot of street frontage.
3. Temporary signs: 12 square feet.
4. Highway-Oriented Signs.
  - a. Wall signs: 1 square foot per lineal foot of building frontage with a maximum of 250 square feet.
  - b. Free-standing signs: 160 square feet per sign face. Total area of  $\frac{3}{4}$  square feet per lineal foot of street frontage.
  - c. Temporary signs: 12 square feet.

HISTORY

Adopted by Ord. [652](#) on 10/7/2021

**7.4.106.04 Maximum Sign Height**

1. Wall signs: No maximum, but no sign shall not project onto or over a parapet or roof eave.
2. Free-standing signs: 30 feet.

HISTORY

Adopted by Ord. [652](#) on 10/7/2021

**7.4.106.05 Location**

1. Wall or projecting signs may project up to two feet from a building.
2. Signs shall be placed on the central 50 percent of the street frontage or 50 feet from any adjacent freestanding sign. Signs on corner properties may be placed near the corner if vision clearance provisions are met.

HISTORY

Adopted by Ord. [652](#) on 10/7/2021  
Amended by Ord. [661](#) on 10/7/2024

**7.4.106.06 Illumination**

1. No lighting shall blink, flash, fluctuate, or produce glare. The applicant must submit a photometric plan showing that there will be no light trespass on neighboring properties or an adjacent public right of way.

HISTORY

Adopted by Ord. [652](#) on 10/7/2021  
Amended by Ord. [661](#) on 10/7/2024

[7.4.107 Design Standards - Public](#)  
[7.4.107.01 Purpose And Applicability](#)  
[7.4.107.02 Permitted Signs](#)  
[7.4.107.03 Maximum Sign Area](#)  
[7.4.107.04 Maximum Sign Height](#)  
[7.4.107.05 Location](#)  
[7.4.107.06 Illumination](#)

HISTORY

Adopted by Ord. [652](#) on 10/7/2021

**7.4.107.01 Purpose And Applicability**

To provide a set of regulations for the placement of signs within the Public zoning district.

HISTORY

Adopted by Ord. [652](#) on 10/7/2021

Amended by Ord. [661](#) on 10/7/2024

**7.4.107.02 Permitted Signs**

All permitted signs are subject to the standards of 7.4.107.

1. Wall, canopy, and window signs.
2. Free-standing signs.
3. Temporary signs.
  - a. Individual signs not exceeding 6 square feet in area during the period from 60 days before a public election or the time the election is called, whichever is earlier, to five days after the public election.
  - b. Other temporary signs within the Public Zone shall be limited to 30 days per calendar year.

HISTORY

Adopted by Ord. [652](#) on 10/7/2021

Amended by Ord. [661](#) on 10/7/2024

**7.4.107.03 Maximum Sign Area**

1. 32 square feet.

**7.4.107.04 Maximum Sign Height**

1. Free-standing Signs: 20 feet.
2. Wall Signs: 6 feet, but no sign shall project over a parapet or roof eave.

HISTORY

Adopted by Ord. [652](#) on 10/7/2021

Amended by Ord. [661](#) on 10/7/2024

**7.4.107.05 Location**

1. Wall or projecting signs may project up to two feet from a building.

2. Signs shall be placed on the central 50 percent of the street frontage or 50 feet from any adjacent freestanding sign. Signs on corner properties may be placed near the corner if vision clearance provisions are met.

HISTORY

*Adopted by Ord. [652](#) on 10/7/2021*

#### **7.4.107.06 Illumination**

1. May only be indirectly illuminated by a concealed light source and shall not be illuminated between 10:00 PM and 6:00 AM. No lighting shall blink, flash, fluctuate, or produce glare. Animated signs are permitted so long as they do not change image more than 6 times per minute.

HISTORY

*Adopted by Ord. [652](#) on 10/7/2021*

## SECTION 1000 – SPECIAL USE REQUIREMENTS

### 1006. SIGNS

[Last amended 05/24/12; Ord. 870]

#### 1006.01 Purpose.

The purpose of these sign regulations is to provide traffic safety, to maintain the aesthetic environment, and to minimize possible adverse effects of signs on nearby properties, while encouraging the effective use of signs as a means of communication.

#### 1006.02 Signs Requiring Permits.

A sign permit shall be required for:

- A. Any sign more than two square feet in area, unless specifically exempted by Section 1006.03.
- B. Electrical or illuminated signs.

#### 1006.03 Signs Not Requiring Permits.

A sign permit is not required for the following:

- A. A single sign, not more than two (2) square feet in area, on any parcel.
- B. Any sign not visible from a public right-of-way, or from any other property not under the same ownership as the property upon which the sign is located.
- C. Temporary signs, including but not limited to political signs, real estate “for rent/sale” signs, and signs advertising local community events. The temporary sign shall not exceed 12 square feet in area, shall not be illuminated, and shall be removed within one week after the election, sale or event. The placement of the temporary sign shall conform to the setbacks and other standards in Section 1006.08.
- D. Ground or roof mounted balloon or inflatable signs. Such signs shall be displayed for no more than 14 days in any six month period. If ground mounted, such sign shall not exceed 24 feet in height above grade, or if roof mounted shall not exceed 24 feet in height above the roof top.
- E. Legal notices or identification, informational or directional signs erected or required by governmental bodies.
- F. Integral decorative or architectural features of buildings, except letters, trademarks, moving parts or moving lights; and sculpture and other work of fine art created for appreciation rather than advertising.
- G. Service signs whose primary purpose is not to attract customers to the premises. Service signs include, but are not limited to, the following:
  - 1. Signs attached to or part of vending machines, public telephones or other devices furnishing public services not related to the business conducted on the premises.

2. Signs displayed for direction or instruction (restroom, freight entrance, parking, etc.).
  3. Signs required by law or designed solely in the interest of public safety.
  4. Signs located directly on and not extending beyond the component parts of display stands, as long as they do not exceed fifty square feet of sign area for all such devices on the property.
- H. Temporary decorations or displays clearly incidental and commonly associated with local national or religious holidays or other celebration, provided that such decorations or displays are removed within 15 days after the holiday.

**1006.04 Prohibited Signs.**

The following signs are prohibited in all zone districts:

- A. Moving or flashing signs or other signs that may likely cause motorists distraction or be hazardous to public safety. Portions of signs that display the time or temperature are exceptions.
- B. Banners, pennants, festoons, or searchlights, except that upon receipt of a temporary use permit, such may be allowed for special events, grand openings or similar celebrations. Such signs may be erected 15 days prior to the event/celebration, and shall be removed within 15 days thereafter.
- C. Signs imitating or resembling official traffic or government signs.
- D. Temporary posters or signs attached to trees, electrical or telephone poles, or other public property.
- E. Signs attached to a building and exceeding the highest part of the roof.
- F. Billboards, except as approved by the State Highway Division.

**1006.05 Signs Within State or County Right-of-Ways.**

Signs within a right-of-way shall be regulated by the State Department of Transportation along State Highways, and by the Yamhill County Department of Planning and Development along county roads and local public access roads, subject to the following:

- A. Such signs along State highways shall be governed entirely and installed by the State Highway Division.
- B. The County Public Works Department is authorized to construct and install such signs along county roads and local public access roads upon Planning Department permit approval.
- C. Signs along county roads and local public access roads shall be the same or of similar size and material as those provided by the State for signs along State Highways.
- D. Costs for construction, installation and replacement of signs on county roads or local public access roads shall be determined by and paid to the Department of Public Works.

**1006.06 Sign Permit Application.**

An application for a sign permit shall be made on a form provided by the County, and shall be accompanied by the appropriate filing fee. The following information shall be submitted with the application:

- A. A drawing to scale showing the design of the sign, including dimensions, sign size, height, clearance, method of attachment, source of illumination, and an elevation drawing of any building to which the sign will be attached.
- B. A plot plan drawn to scale showing the location of the sign in relation to property lines, roads, driveways, buildings or other structures on the parcel, and any other signs on the parcel.
- C. The number, size and location of all existing signs on the parcel.
- D. Structural and mechanical design and engineering data sufficient to determine compliance with applicable Building Codes.

**1006.07 Sign Size**

- A. In the F, EF, AF, MR, PRO, PAI, PWS and PALF districts, a single sign not exceeding twenty-four square feet in area shall be allowed. Properties with double frontage shall be allowed two signs, one on each frontage, or a single sign twice the area of the above standards.
- B. In the VLDR and LDR Districts, a single sign not exceeding 12 square feet in area shall be allowed.
- C. In the RC, NC, HC, RI, LI and HI Districts, signs shall be permitted as follows:
  - 1. The maximum total sign area on the parcel shall be one square foot per lineal foot of parcel frontage, up to a maximum of 400 square feet. Regardless of site frontage, a minimum of one hundred square feet of sign area shall be permitted for any single parcel.
  - 2. A single face of any one sign shall not exceed one hundred square feet.
  - 3. No more than one free-standing sign shall be allowed on any property.
  - 4. If two or more businesses share a common business space and/or parking area, the total sign area allowed shall be proportionately allocated between or among such businesses, and shall not exceed the total sign area allowed as set out by this subsection.

**1006.08 Standards and Requirements.**

- A. Setbacks.

All signs shall be situated so as not to adversely affect safety, corner vision or other similar conditions, in addition to the following:

- 1. The minimum setback for signs shall be five feet for all yards.
- 2. Free-standing signs shall be set back from front property lines one foot for each ten square feet of sign area to a maximum required setback of twenty feet. Free-standing

signs shall comply with the side and rear yard setbacks of the underlying zoning district.

3. Signs shall conform to clear-vision requirements at street and driveway intersections. No sign or support structure for a sign shall be located in the clear vision area unless the combined total width is 12 inches or less and the combined total depth is 12 inches or less.

B. Height.

Any free-standing sign or sign attached to or placed upon a building shall not extend more than twenty-four feet above the road or highway grade. In addition, roof or wall mounted signs shall not extend above the highest part of the roof.

C. Projecting Signs

Projecting signs, including canopy and awning mounted signs, shall not extend more than six feet from the face of the building to which they are attached. Projecting signs shall have a maximum area of twenty-four square feet per face, and a minimum ground clearance of eight feet.

D. Blanketing.

No sign shall be situated in a manner which results in the blanketing of an existing sign.

E. Construction.

All signs shall be constructed at the expense of the sign or business owner, and shall be erected in conformance with this ordinance and all county-administered Sign, Electrical and Building Code requirements.

F. Electrical and Illuminated Signs.

1. Electrical equipment used in connection with electrical or illuminated signs shall be installed by a licensed sign contractor and in accordance with the National Electric Code.
2. Every sign containing electrical components or illumination devices shall bear an underwriter's label, or approved testing laboratory label, and the name of the sign erector and the date of installation. Such name and date shall be placed and maintained at a readily legible location on the sign structure.
3. No electrical or illuminated sign shall exceed fifty square feet in surface area.
4. Electrical service to free-standing signs shall be underground.
5. Artificially illuminated signs, or lights used to indirectly illuminate signs shall be placed, shielded or deflected so as not to shine into dwelling units or to create excessive glare along adjacent roads. The light intensity of an illuminated sign shall not exceed the accepted standards of the sign industry, as provided by the Oregon Electric Sign Association.
6. Sign clearances shall be in accordance with Section 225 of the National Electric Code.

G. Maintenance and Removal.

Every sign, including those specifically exempt from permits required by this ordinance, shall be maintained in good structural condition at all times. All signs shall be kept neatly painted, including all metal parts and supports. The Director may inspect, and shall have the authority to order the painting, repair, alteration or removal of a sign which may constitute a hazard to safety, health or public welfare by reason of inadequate maintenance, dilapidation or obsolescence.

**1006.09 NonConforming Signs/Removal.**

Signs and sign structures not conforming to the requirements of this ordinance shall be subject to the following amortization provisions:

- A. Any legally constructed/installed sign or sign structure not conforming to this ordinance shall be recognized as a nonconforming use and discontinued within 6 years from the date of a nonconformity and amortization notice given to the sign owner by the County.
- B. Any sign not legally constructed/installed shall be recognized as a zoning ordinance violation and shall be removed immediately.
- C. A nonconforming and amortization notice requiring removal of a nonconforming sign shall be given by the county at such time as the following findings are made:
  - 1. It has been determined that the sign is non-conforming.
  - 2. The nonconformity has been discussed with the owner.
  - 3. The Director has determined that the sign cannot or will not become a conforming use.
- D. All flashing or moving signs shall be made so that such flashing or movement is discontinued within thirty days of a zoning ordinance violation notice.

**1006.10 Abandonment and Removal.**

Any sign which does not contain legibly printed matter on the display surface, or which by its nature has become obsolete for a period of three (3) months, shall be deemed to have been abandoned by the owner thereof and shall be subject to removal by the County Roadmaster or his designate.

**1006.11 Definitions.**

- A. Sign: An identification, description, illustration or device which is affixed to or represented directly or indirectly, upon land, or a building or structure, and which attracts the attention of, or conveys a message to any person.
- B. Sign, Flashing: Any illuminated sign within or upon which the illumination is not maintained stationary and constant in intensity and color.
- C. Sign, Illuminated: Any sign designated to give forth any artificial light or designed to be illuminated by artificial light from another source, and does not include a flashing sign.

- D. **Sign, Projecting:** Any sign attached to a structure and projecting perpendicularly out from the wall or roof to which it is attached.
- E. **Sign, Surface Area:** The surface area of a sign shall be computed as including the entire area within a regular geometric form or combination of regular geometric forms comprising all of the display area on one side of any free standing sign or roof or wall mounted sign with backing, or the area resulting from encircling the lettering and all of the other elements of signage displayed on roof or wall mounted signs without backing. Frames and structural members not bearing advertising matter shall not be included in computation of surface area. On wall mural signs, only that portion of the sign considered advertising shall be calculated in determining maximum area allowance.
- F. **Sign with Backing:** Any sign that is displayed upon, against or through any material or colored surface or backing that forms an integral part of such display, and that differentiates the overall display from the background against which it is placed. Words, letters, and other advertising elements attached directly to a roof or wall shall not be considered a sign with backing.

F:\Share\ZO\1006\_870.wpd

# Candidate Filing

## Major Political Party or Nonpartisan

**SEL 101**

rev 09/25  
ORS 249.031

Filing Dates		Candidate Filing		Candidate Withdrawal	
<b>Primary Election</b> <b>May 19, 2026</b>	First Day to File Last Day to File	September 11, 2025 March 10, 2026*	March 13, 2026		
<b>General Election</b> <b>November 3, 2026</b>	First Day to File Last Day to File	June 3, 2026 August 25, 2026*	August 28, 2026		

\*An incumbent seeking re-election to the same office must file their declaration of candidacy or nominating petition at least seven days before applicable filing deadline for non-incumbent candidates. Incumbent candidates that were appointed to the position they are seeking election to are subject to the same filing deadline as non-incumbent candidates.

**Filing Information**

This filing is an  Original  Amendment

**Office Information**

Filing for Office of:

District, Position or County:

Party Affiliation:  Democratic Party  Republican Party  Nonpartisan

Incumbent:  No  Yes      If Incumbent:  Elected\*\*  Appointed

**\*\*If you are an Elected Incumbent, you are subject to an earlier filing deadline!**

**Filing Method**

Fee

Office	Filing Fee	Office	Filing Fee
United States Senator	\$150	Justice of the Peace	n/a
United States Representative	\$100	County Office	\$50
Statewide Offices	\$100	City Office	Set by charter or ordinance
State Senator or Representative	\$25	MSD Executive Officer, MAD Director	\$100
Circuit Court, District Attorney	\$50	MSD Councilor	\$25

Prospective Petition, in lieu of filing fee      Some circulators may be paid  Yes  No

**Candidate Information**

**Name of Candidate**

First | MI | Last

**How you would like your name to appear on the ballot**

**Candidate Residence / Route Address**

Street Address | City | State | Zip | County

**Candidate Mailing Address and Contact Information** Only one phone number and an email is required.

Street Address or PO Box | City | State | Zip

Work Phone | Home Phone | Cell Phone

Email Address | Web Site, if applicable

**Race and Ethnicity** Optional

**Occupation (present employment)** If not employed, enter "Not Employed".

**Occupational Background (previous employment)** If no relevant experience, None or NA must be entered.

**Educational Background (schools attended)**

Complete name of School	Last Grade completed	Diploma/Degree/Certificate	Course of Study
-------------------------	----------------------	----------------------------	-----------------

**Educational Background (other)** Attach a separate sheet if necessary.

**Prior Governmental Experience (elected or appointed)** If no relevant experience, None or NA must be entered.

**Campaign Finance Information** Not applicable to candidates for federal office.

A candidate must file a Statement of Organization not later than three business days of first receiving a contribution or making an expenditure and no later than the deadline for filing a nominating petition, declaration of candidacy, or certificate of nomination, whichever occurs first, unless they meet the criteria for an exemption. To meet the criteria, the candidate must serve as their own treasurer, not have an existing candidate committee, and not expect to spend or receive more than \$1,500 during the entire calendar year (including in-kind contributions and personal funds).

If you have an existing candidate committee you must amend the statement of organization not later than 10 days after a change in information. This includes changes to the election you are active in and the office you are running for.

See the [Campaign Finance Manual](#) for the procedural and legal requirements of establishing and maintaining a candidate committee.

**Residence Address Exemption**

To exempt your residence address from public disclosure, complete form [SEL 180 – Residence Address Exemption Request](#). The request for a Residence Address Exemption MUST include a publicly disclosable mailing address. See the Candidates Manual for further information.

I don't want my residence address to be disclosed. I will be filing a separate [SEL 180 – Residence Address Exemption Request](#).


**Candidate Attestation**

*By signing this document, I hereby state that:*

- I will accept the nomination for the office indicated above;
- I will qualify for said office if elected;
- All information provided by me on this form is true to the best of my knowledge; **and**
- No circulators will be compensated based on the number of signatures obtained by the circulator on a prospective petition

**For Major Political Party Candidates**

- if not nominated, I will not accept the nomination or endorsement of any political party other than the one named
- I have been a member of said political party, subject to the exceptions stated in ORS 249.046, for at least 180 days before the deadline for filing a nominating petition or declaration of candidacy (ORS 249.031). Does not apply to candidates filing for the office of US President.

 **Warning** Supplying false information on this form may result in conviction of a felony with a fine of up to \$125,000 and/or prison for up to 5 years. (ORS 260.715). A person may only file for one lucrative office or not more than one precinct committee person at the same election. Unless the person has withdrawn from the first filing, **all** filings are invalid. (ORS 249.013 and ORS 249.170)

Candidate Signature

Date

# Joint County Voters' Pamphlet Candidate Statement Instructions

## Where to File a Candidate Statement

To publish a Candidate Statement in the Clackamas, Multnomah, Washington, or Yamhill County Voters' Pamphlet, submit a Joint County Voters' Pamphlet Candidate Statement (JCVP-01) filing and fee to the county's elections office by 5 pm on the deadline day.

**If the office's jurisdiction or district is located in more than one county:** Each County produces its own Voters' Pamphlet. Submit a separate JCVP-01 filing and fee to the county elections office in **each** county where the statement is to be printed.

## Filing Fees & Payment Options

- Special District & Metro candidates; City or County candidates at a special election:
  - **\$25** - If the office has **no salary or compensation** beyond expenses
  - **\$100** - If the office **has a salary or compensation** beyond expenses
- City & County candidates at a Primary or General Election:
  - **\$25** - For offices with **fewer than 1,000 eligible voters** within the county
  - **\$50** - For offices with **1,000 - 9,999 eligible voters** within the county
  - **\$100** - For offices with **10,000 - 49,999 eligible voters** within the county
  - **\$300** - For offices with **50,000 or more eligible voters** within the county

Contact the county's elections office or visit its website to determine a specific office's Candidate Statement filing fee.

**Payment Options:** Credit/debit card, cash, and check are accepted.

## How to File a Candidate Statement

JCVP forms can be filed in person, by mail, or electronically.

- A complete filing includes: a signed JCVP-01 form (required), the typewritten statement (required), portrait photo (optional), JCVP-02 Endorsement forms (when applicable), and the filing fee (required).
- The complete filing, including fee payment, must be received by the county elections office by 5 pm on the filing deadline day. Postmarks on mailed filings do not count.
  - Filings without a signature or received after 5 pm on the filing deadline will be rejected.
- No changes can be made to the Candidate Statement, portrait, or Endorsements after 5 pm on the filing deadline.

### Electronic Filers:

- **Clackamas/Washington/Yamhill:** Submit all materials as email attachments. Cloud-hosted documents (e.g., Google Drive, Dropbox links) are not accepted.
- **Multnomah:** File online at <http://multco.us/vp-file>

**In-person Filers: Please provide electronic copies** of 1) **statement text** to offer elections staff maximum time to review and identify any word count issues, and 2) **portrait photo** for better print quality.

- **Clackamas/Washington/Yamhill:** Email portrait and statement text (.doc or .txt format, or copy text into email body).
- **Multnomah:** Upload portrait and statement text (.doc or .txt format) using the link emailed to you after filing.
- If print and electronic copies differ, the original print version will be published unless an amendment is filed.

**Note:** Filing early offers Elections staff more time to notify you about issues with the word count, Endorsement forms, or portrait photo. Issues can be corrected until the 5 pm filing deadline.

## Signature Requirements

The JCVP-01 form must be signed by the candidate or their authorized agent.

- **Electronic signatures are accepted if they represent a true/"wet" signature.**
- Digital signatures (digital certificates, typed fonts, etc.) are not accepted on printed, emailed, or uploaded forms.

## Content & Formatting Requirements

- The statement's combined Required and Optional Information text **must not exceed 325 words/numbers**. It must be typewritten and only include words/numbers.
  - If the statement is over the limit, words exceeding the limit will be cut from the end.
- All statements must include information under these required headings: "Occupation", "Occupational Background", "Educational Background", and "Prior Governmental Experience." The rest of the statement is "Optional Information".
  - If you have no relevant experience, type the word "none" after the required heading.
  - Required headings must be part of the statement, but do not count toward the word limit. Any words typed after the heading (including "none") do count.
- Generally, anything with white space around it counts as a word.

- Bullet points and numbers in a numbered list do not count as words.
- Hyphenated words count as more than one word unless there is a dictionary-accepted spelling as a single word (e.g. re-elected and reelected).
- Ampersand (&) counts as one word.
- Website URL counts as one word.
- **Hand-count the statement to ensure it meets the 325-word limit;** word processors' word counts vary.
- Proof the statement before filing. Elections staff will not correct errors in spelling, punctuation, grammar or syntax. No corrections are allowed after the filing deadline.
- If material in the statement violates ORS 251.415, the violating material will be removed from publication. You will be notified about the removal when possible.

**Required Information Formatting**

Required Information should be submitted and will be published in a standard format:

- Each required section is a run-on list, with items separated by commas, colons, or semicolons.
- Information is in plain text (no boldface, all caps, centering, underlining, bulleted list, etc.).

**If you submit required information in a different format, it will be standardized for publication.**

**Optional Information Formatting**

- "Optional Information" may use basic formatting (boldface, all caps, centering, underlining, bulleted/numbered lists).
- Italics may only be used when citing the source of a published quote; other uses will be changed to plain text.
- Custom formatting may be adjusted to fit text to available print space.

**Endorsements**

If a person or organization is named as an endorser or supporter in the statement, you must file a JCVP-02 Endorsement form signed by the endorser by 5 pm on the filing deadline or the name will be removed.

- Endorsement text should be included as part of the typewritten statement and does count toward the 325-word limit.
- See the JCVP-02 forms for detailed instructions.

**Publicly Published Quotes**

Material published publicly before the filing deadline may be quoted without an Endorsement form if the source and publication date are cited. The quote, source, and date count towards the 325-word limit. Use italics when citing the source and date. **Example:** "The candidate would do great things in this position." -*Joe Smith, The Oregonian, 4/15/25.*

**Portrait Photo Requirements (ORS 251.075)**

An optional portrait photo must meet these criteria:

- Headshot (shoulders to top of head) with a **plain background**.
- Recent (no more than 4 years old).
- Does not include hands, hat, sunglasses, or apparel/objects associated with any organization or affiliation.
- Electronic submissions must be a .jpg, .png, or .tif format.

Portraits will be reduced to 1.5" x 1.75" and printed on newsprint. The portrait must be filed with a JCVP-01 form and received by 5 pm on the filing deadline. The portrait will only be published if it meets requirements.

**Changes & Amendments**

Changes to the Candidate Statement, endorsements, or portrait photo may be made until 5 pm on the filing deadline. Submit an updated filing with a new, signed JCVP-01 form that has the "amended" box marked. No additional fee is required. **No changes are permitted after the 5 pm filing deadline.**

**Contact Information**

<p><b>Clackamas County Elections</b>          1710 Red Soils Ct., Suite 100, Oregon City, OR 97045  <b>Phone:</b> 503-655-8510  <b>Email:</b> elections@clackamas.us</p>	<p><b>Washington County Elections</b>          2925 NE Aloclek Dr., Suite 170, Hillsboro, OR 97124  <b>Phone:</b> 503-846-5800  <b>Email:</b> elections@washingtoncountyor.gov</p>
<p><b>Multnomah County Elections</b>          1040 SE Morrison St., Portland, OR 97214  <b>Phone:</b> 503-988-8683  <b>Email:</b> filings@multco.us</p>	<p><b>Yamhill County Elections</b>          414 NE Evans St., McMinnville, OR 97128  <b>Phone:</b> 503-434-7518  <b>Email:</b> elections@yamhillcounty.gov</p>

# Joint County Voters' Pamphlet Candidate Statement



**Important! Read all instructions before completing this form.**

Please note that each county produces a separate County Voters' Pamphlet. If the jurisdiction or district is located in more than one county, a separate JCVP-01 form must be filed and the filing fee paid to each county where the Candidate Statement is to be printed.

## 1. Filing Information

**Election Date:** \_\_\_\_\_

**Amended Statement**

**Name of Candidate** (As it should appear on the ballot): \_\_\_\_\_

**Filing for the Office of:** \_\_\_\_\_

**District/Position:** \_\_\_\_\_

**"This information furnished by"** (Required: Name of Candidate or Committee as it should appear in the Voters' Pamphlet): \_\_\_\_\_

## 2. Contact Information

**Phone:** \_\_\_\_\_

**Email:** \_\_\_\_\_

**Warning:** Any person who supplies information in the Required Information portion of a Voters' Pamphlet statement, knowing it to be false, is subject upon conviction of a Class C felony; to imprisonment for up to five years or to a fine of \$125,000; or both.

ORS 260.715 (1); 260.993; 161.605; and 161.625.

*Note: Language which violates any provision of ORS 251.415 will be excluded from the Voters' Pamphlet.*

By signing this document, I hereby state:

- That all information provided by me on this form and in this 'Candidate Statement' is true to the best of my knowledge;
- That I am the author of this 'Candidate Statement' (ORS 251.415);
- That I have read and understand the instructions for submitting this 'Candidate Statement'; and
- That the portrait, if provided, is less than four (4) years old.

\_\_\_\_\_  
**Signature of Candidate or Agent on behalf of Candidate**

\_\_\_\_\_  
**Date Signed**

\_\_\_\_\_  
**(If applicable) Printed name of Agent**

\_\_\_\_\_  
**Phone Number**

### For Office Use Only

County: \_\_\_\_\_

Payment Method: \_\_\_\_\_

Ref. Number: \_\_\_\_\_

Amount: \$ \_\_\_\_\_

Intake Staff Initials: \_\_\_\_\_

Required Info? Yes No

Optional Info? Yes No

Endorsements? Yes # \_\_\_\_\_ No

Portrait?

Print? # \_\_\_\_\_

Providing digital copy? Yes No

Received digital copy? Yes No

None

Word Count (325 max):

Providing digital copy? Yes No

Received digital copy? Yes No

Review Staff Initials:

## Candidate Statement for Voters' Pamphlet

### 3. Candidate Checklist

Typewritten & Signed JCVP-01

Required Information:

Occupation

Occupational Background

Educational Background

Prior Governmental Experience

Word Count (325 words/numbers MAX)

Fee Provided

(If applicable) JCVP-02 Endorsement Forms #: \_\_\_\_\_

(Optional) Optional Information

(Optional) Portrait Photo

### 4. Required Information

#### Candidate Name:

Maximum of 325 hand counted typewritten words/numbers for the combined Required and Optional Information sections, excluding the bold headings already printed on this form. All sections of the Required Information must be completed. If there is not relevant information for a required section, the word "None" should be inserted.

**Occupation** (present paid or unpaid employment):

**Include in Attached Statement**

**Occupational Background** (any previous paid or unpaid employment):

**Include in Attached Statement**

**Educational Background** (relevant school(s) attended):

Name of School	Educational Study – Major/Minor	Diploma/Degree/Certificate
<b>Include in Attached Statement,</b>	<b>Include in Attached Statement,</b>	<b>Include in Attached Statement,</b>
,	,	,
,	,	,
,	,	,

**Prior Governmental Experience** (elected or appointed):

**Include in Attached Statement**

### 5. Optional Information

Attach a separate sheet with your Optional Information. **Remember: both your Required and Optional Information count toward the 325-word limit (excluding required information headings).**

**Joint County Voters' Pamphlet Statement of Endorsement Instructions**

**When must a Joint County Voters' Pamphlet Endorsement Form (JCVP-02) be filed?**

If a person or organization is named as an endorser or supporter in your Candidate Statement (JCVP-01) or Measure Argument (JCVP-03), you must file a JCVP-02A or JCVP-02B Endorsement form signed by the endorser.

You **do not** need a JCVP-02 form for:

- The publication of the candidate's or argument furnisher's own name.
- A publicly published quote that is cited with the source and date.
- A name used for reasons other than support, like referencing a historical figure.

**How to File Statement(s) of Endorsement**

- Submit JCVP-02 form(s) along with the Candidate Statement (JCVP-01) or Measure Argument (JCVP-03) filing.
  - The original or a copy of the JCVP-02 form can be filed in person, by mail, or electronically.
  - For quicker review, organize endorsement forms in the order they are listed in the statement/argument text.
- The county elections office must receive JCVP-02 forms by 5 pm on the filing deadline.
  - JCVP-02 forms cannot be changed or corrected after the deadline.
  - Mailed forms are not counted by their postmark.
- Names and any endorsement text must be included in the statement or argument text, and will count toward the 325-word limit.

**Note:** Filing early offers Elections staff more time to notify you about issues with your Endorsement forms. Issues can be corrected until the 5 pm filing deadline.

**Signature Requirements**

The JCVP-02 form must be signed by the endorsing person or by the endorsing organization's authorized representative. This gives the candidate or argument furnisher permission to publish their name.

- Electronic signatures are accepted if they represent a true/"wet" signature.
- Digital Signatures (digital certificates, typed fonts, etc.) **are not accepted** on JCVP-02 forms.

Unsigned or otherwise incomplete JCVP-02 forms will be rejected. The endorsement will be removed from the statement or argument unless the county elections office receives an acceptable JCVP-02 form by 5 pm on the filing deadline.

**Endorsement Form Options**

**JCVP-02A Form – Filer Determines How to Use Endorser's Name and Information**

- The JCVP-02A form lets the candidate/argument furnisher decide how the endorser's name, title, and other biographical information about them will appear in the Candidate Statement or Measure Argument.

**JCVP-02B Form – Endorser Determines How Their Name and Information Are Used**

- The JCVP-02B form requires the candidate/argument furnisher to publish the endorser's name, title, and other biographical information exactly as written in the "Text for Publication Box." Elections staff will review the "Text for Publication Box" to ensure the published text matches exactly.

**Example endorsement text:** " 'This candidate has our full support,' - Maria García, The Cooper Foundation "

- **JCVP-02A form requires:** "Maria García" written in "Endorser Name" field; "The Cooper Foundation" written in the "Organization I am authorized to represent, if any" field; Maria García's signature.
- **JCVP-02B form requires:** "Maria García" written in "Endorser Name" field; "The Cooper Foundation" written in the "Organization I am authorized to represent, if any" field; the text " 'This candidate has our full support,' - Maria García, The Cooper Foundation" printed in the "Text for Publication Box"; Maria García's signature.

**Contact Information**

<p><b>Clackamas County Elections</b>                  1710 Red Soils Ct., Suite 100, Oregon City, OR 97045  <b>Phone:</b> 503-655-8510  <b>Email:</b> elections@clackamas.us</p>	<p><b>Washington County Elections</b>                  2925 NE Aloclek Dr., Suite 170, Hillsboro, OR 97124  <b>Phone:</b> 503-846-5800  <b>Email:</b> elections@washingtoncountyor.gov</p>
<p><b>Multnomah County Elections</b>                  1040 SE Morrison St., Portland, OR 97214  <b>Phone:</b> 503-988-8683  <b>Email:</b> filings@multco.us</p>	<p><b>Yamhill County Elections</b>                  414 NE Evans St., McMinnville, OR 97128  <b>Phone:</b> 503-434-7518  <b>Email:</b> elections@yamhillcounty.gov</p>

# Joint County Voters' Pamphlet

## Statement of Endorsement – Determined by Filer



**Important! Read instructions before completing this form.**

This option allows the **filer** to determine how your name, the name of the organization you represent, if any, and other information about you will appear in their Candidate Statement or Measure Argument. **Use form JCVP-02B to require the filer to publish your name and information about you exactly as you allow.**

**Warning:** Submitting a false signature on this statement is a violation of ORS 251.405, subject to a civil penalty of up to \$1000.

**1. Filing Information** This Statement of Endorsement is valid for the election below

**Election Date:** \_\_\_\_\_

**2. Statement of Endorsement Filing Information**

Candidate Statement                      **Candidate Name:** \_\_\_\_\_

Measure # \_\_\_\_\_                      **Name of Person Who Furnished Argument:** \_\_\_\_\_

**Endorser Name:** \_\_\_\_\_

**Name of Organization I Am Authorized to Represent, if Any:** \_\_\_\_\_

**3. Consent**

I give consent to the filer named on this form to use my name, applicable title, and/or the name of the organization I am authorized to represent, if any, and other biographical information about me or my organization, in a Candidate Statement or Measure Argument.

\_\_\_\_\_  
**Signature**  
(E-signatures must represent the signer's true/"wet" signature to be accepted)

\_\_\_\_\_  
**Date Signed**

\_\_\_\_\_  
**Printed Name**



**Yamhill County Clerk**

**Registered Voters by District in Yamhill County - January 2, 2026**

County Voter Pamphlet Candidate and Measure Argument Fees by District/City for 2026

CANDIDATE FEE		ARGUMENT FEE	DISTRICT	TOTAL VOTER REGISTRATION
(unpaid position)	(paid position)			
\$ 50	\$ 50	\$ 200	Amity City	1,201
25	100	200	Amity Fire	2,933
25	100	200	Amity School	3,211
50	50	200	Carlton City	1,904
25	100	200	New Carlton Fire	2,749
25	100	400	Chehalem Park & Recreation District	26,524
25	100	400	Chemeketa Community College	51,263
50	50	200	Dayton City	1,953
25	100	200	Dayton Fire	3,658
25	100	200	Dayton School	4,002
50	50	200	Dundee City	2,433
25	100	200	Dundee Fire	1,196
25	25	100	Gaston City	0
25	100	100	Gaston Fire	753
25	100	100	Gaston School	511
25	100	100	Hillsboro School	13
50	50	200	Lafayette City	3,352
100	100	350	McMinnville City	23,708
25	100	400	McMinnville Fire District	27,160
25	100	400	McMinnville School	30,351
25	100	100	Nestucca Valley School	0
100	100	350	Newberg City	17,339
25	100	400	Newberg School	26,612
25	100	100	NW Regional ESD	605
25	100	400	Portland Community College	26,614
50	50	200	Sheridan City	3,376
25	100	200	Sheridan Fire	4,667
25	100	200	Sheridan School	4,269
25	100	100	Sherwood School	26
25	100	350	Tualatin Valley Fire & Rescue	23,068
25	100	400	Willamette ESD	77,272
50	50	200	Willamina City	1,044
25	100	200	West Valley Fire	2,197
25	100	200	Willamina School	2,624
50	50	200	Yamhill City	1,061
300	300	400	Yamhill County	77,877
25	100	200	Yamhill Fire	3,385
25	100	250	Yamhill-Carlton School	6,258
25	100	400	Yamhill County Soil & Water	77,877

**ORS 251.325 – OAR 165-022-0050 - Filing Fees for (Voter Pamphlet) Statements and Arguments**

- (1) Filing fees for statements and arguments shall be filed with the County Clerk at the time of submittal.
- (2) A verified signature petition may be substituted for the appropriate filing fee for measure arguments (ORS 251.355). The petition shall be submitted on forms prescribed by the County Clerk.
- (3) The filing fees for candidate statements and measure arguments shall be based upon the electoral jurisdiction's registration as of January 1st of the election year.
- (4) The filing fees shall be: see above table.
- (5) Refunds of filing fees shall conform to ORS 251.325(5) and the procedures established by the County Clerk.

**ORS 251.325 Schedule and procedures for producing and distributing pamphlet; fees; rules.**

- (1) The Secretary of State by rule shall adopt a schedule and procedures for preparing, printing and distributing county voters' pamphlets. The schedule and procedures shall include but not be limited to deadlines for filing material for the voters' pamphlet, and except as otherwise provided by law, the format of material to be submitted and the size and other requirements applicable to candidate portraits.
- (2) Except as provided in subsection (3) of this section, at the time materials are filed under ORS 251.335, each candidate for nomination or election to the following offices shall pay to the County Clerk the following fee for space in the county voters' pamphlet:
  - An office to which a salary or other compensation beyond expenses is attached **\$100.00**
  - An office to which a salary or other compensation beyond expenses is not attached **\$25.00**
- (3) At the time materials are filed under ORS 251.335, each candidate for nomination or election to a city or county office at the primary or general election shall pay to the County Clerk the following fee for space in the county voters' pamphlet:
  - Districts with fewer than 1,000 active voters within the county **\$25.00**
  - Districts with 1,000 - 9,999 active voters within the county **\$50.00**
  - Districts with 10,000 - 49,999 active voters within the county **\$100.00**
  - Districts with 50,000 or more active voters within the county **\$300.00**
- (4) The Secretary of State by rule shall adopt a schedule of fees to be charged by the County Clerks for including arguments in the voters' pamphlet. The fees need not reflect the actual cost of producing the voters' pamphlet.
- (5) The County Clerk shall refund a filing fee described in this section to any person who applies for the refund not later than the last day for filing material for inclusion in the voters' pamphlet. When a refund is made, the material for which the fee was paid may not be included in the pamphlet.
- (6) As used in this section, "electoral district" means a county, the part of a city located within the county or, if a candidate is elected by zone or subdistrict of the county or city, the zone or subdistrict in which the candidate is nominated or elected. [1989 c.1031 §4; 2003 c.468 §1]

**OAR 165-022-0050 Filing Measure Arguments**

- (1) Any person may file an argument supporting or opposing a measure with each County Clerk of the counties in which the local government that filed the measure is located if the counties will be publishing a voters' pamphlet.
- (2) The County Clerk may require that an argument supporting or opposing a measure be typewritten or legibly printed and submitted on a form approved by the County Clerk.
- (3) The content of arguments shall conform to ORS 251.395:
- (4) The names of persons or organizations to be excluded from arguments shall conform to ORS 251.405;
- (5) Arguments shall be limited to 325 words.
- (6) All materials submitted for inclusion in a county voters' pamphlet shall not exceed 30 square inches of space.
- (7) Filing fees or signature petitions for arguments shall be filed with the County Clerk at the time of submitting the arguments.
- (8) A verified signature petition may be substituted for the appropriate filing fee for measure arguments (ORS 251.355). The petition shall be submitted on forms prescribed by the County Clerk.
- (9) The filing fees for measure arguments shall be based upon the electoral jurisdiction's registration as of January 1st of the election year.
- (10) The filing fees shall be:
  - (a) For a jurisdiction with voter registration of less than 1,000 within a county **\$100.00**
  - (b) For a jurisdiction with voter registration between 1,000 and 4,999 within a county **\$200.00**
  - (c) For a jurisdiction with voter registration between 5,000 and 9,999 within a county **\$250.00**
  - (d) For a jurisdiction with voter registration between 10,000 and 24,999 within a county **\$350.00**
  - (e) For a jurisdiction with voter registration over 25,000 within a county **\$400.00**